

TAX & INVESTMENT GUIDE

2023
QUEBEC



**NATIONAL
BANK**

DIRECT BROKERAGE

TABLE OF CONTENTS

1. Disclaimer	5
2. Introduction	5
3. Useful Links	5
4. Mailing Deadlines for Various Tax Slips	6
5. T3 Slip – Statement of Trust Income (Allocations and Designations) / Relevé 16	7
5.1. Summary of Trust Income	8
5.2. Detailed Description of Each Type of Income:.....	9
<input type="checkbox"/> Interest and other income.....	9
<input type="checkbox"/> Dividends from taxable Canadian corporations	9
<input type="checkbox"/> Dividends from foreign corporations	9
<input type="checkbox"/> Foreign non-business income	9
<input type="checkbox"/> Capital gains/Capital losses	10
<input type="checkbox"/> Capital income	10
5.3. FAQ – T3/RL-16 Slips	10
5.4. Joint Accounts.....	11
6. T5 Slip – Statement of Investment Income / Relevé 3	12
6.1. Lending Revenue from a Fully Paid Securities Lending Program (FPL Program).....	12
6.2. Dividends from Taxable Canadian Corporations	13
6.3. Foreign Income	14
6.4. Foreign Spin-Off.....	14
6.5. Equity Linked Notes Interest	14
6.6. Accrued Interest on Debt Securities	14
6.7. Transfer of Securities to a Registered Account	15
6.8. Investment Income Summary.....	15
6.9. Joint Accounts.....	16
7. T5008 Slip – Statement of Securities Transactions / Relevé 18	17
7.1. How Capital Gain or Loss is Calculated	19
7.2. Linked Notes	20
7.3. Premium or Discount Bonds.....	25
7.4. FAQ –T5008/RL-18 Slips	26
8. T5013 Slip – Statement of Partnership Income / Relevé 15	27
8.1. FAQ –T5013/RL-15 Slips	29
8.2. Joint Accounts.....	29
9. RRSP	30

9.1.	RRSP Contribution Receipt.....	30
9.2.	Spousal or Common-Law Partner's RRSP	31
9.3.	Excess Contributions	31
9.4.	Withdrawal of Excess Contributions	31
10.	RRSP or RRIF Withdrawal – T4RSP and T4RIF Slips / Relevé 2.....	32
10.1.	Attribution Rules: Calculation of the Amount to be Included in Your Income and in the Income of Your Spouse or Common-Law Partner	33
10.2.	Exceptions	33
11.	Transfer of a RRIF/LIF to an RRSP/LIRA.....	34
12.	RESP Withdrawal – T4A Slip/Relevé 1	34
13.	Tax-Free Savings Account (TFSA)	35
13.1.	Eligibility	35
13.2.	Annual TFSA Contribution Limit	35
13.3.	Excess Contributions	36
13.4.	Withdrawals	36
13.5.	Plan's Maturity Date	36
13.6.	Operating a Business.....	36
14.	First Home Savings Account (FHSA) - T4FHSA / Relevé 32.....	38
14.1.	Eligibility	38
14.2.	Maximum participation period (end of FHSA)	38
14.3.	Annual Ceiling	38
14.4.	Contributions from another registered account.....	39
14.5.	Deductibility of contributions.....	39
14.6.	Contributions carried forward	39
14.7.	Excess contributions	40
14.8.	Withdrawals	40
14.9.	T4FHSA / Relevé 32	41
15.	Miscellaneous.....	43
15.1.	Real Return Bonds (RRBs) in Non-Registered Accounts	43
15.2.	NR4 Slip (Federal) – Statement of Amounts Paid or Credited to Non-Residents of Canada.....	43
15.3.	Stripped Coupons and Residual Bonds.....	43
15.4.	Calculation of Gain (Loss) if Sold Before Maturity	44
16.	U.S. Tax Slips.....	46
16.1.	Form 1042-S (Foreign Person's U.S. Source Income Subject to Withholding)	46
16.1.1.	Rules for Publicly Traded Partnerships (PTPs) generating Effectively Connected Income (ECI) in the United States	46
16.2.	Form K-1 US Partnership Tax Returns (Partner's Share of Income, Deductions, Credits, etc.)	48

16.3. Form 1099 – DIV (Dividend and Distributions) and Form 1099-INT (Interest Income)	49
16.4. Form 1099-B (Proceeds from Broker and Barter Exchange Transactions)	51
FAQ – Tax Slips and Miscellaneous.....	52
T1135 - GUIDE.....	54

1. Disclaimer

The information in this Guide is for informational purposes and should in no way be regarded as legal or tax advice. Clients should always consult their accountant or tax specialist before acting based on the information found in this Guide.

2. Introduction

This Guide has been prepared by National Bank Direct Brokerage (NBDB) to present the various tax slips and information reports you may receive from us. You will find information regarding government tax slips and associated summaries. This Guide is specifically intended for individuals residing in Canada and, more specifically, in Quebec. This Guide does not apply to non-resident corporations, trusts, or individuals.

Please note that this document is not meant to be an exhaustive reference on how to report income, capital gains and losses. We strongly recommend that individuals consult their accountant or tax specialist to complete their tax return. This Guide is a summary covering Federal taxation. However, some provinces have specific requirements to be considered by individuals residing in those provinces. Also, as the tax administration for residents of Quebec is distinct, we include some comments and tax slips (known as "Relevé") specific to them.

3. Useful Links

Canada Revenue Agency (CRA):

- > [Website \(home page\)](#)
- > ["My Account" for Individuals](#)
- > [Income Tax Package](#)
- > [Financial slips and summaries](#)

Revenu Québec:

- > [Website \(home page\)](#)
- > [Income Tax Return, Schedules and Guide](#)

4. Mailing Deadlines for Various Tax Slips

Below is a table of the various government tax slips and summaries you may potentially need to prepare your income tax return. Please note that these documents reflect the transactions and income recorded during the calendar year and some slips may not apply to your situation. Before completing your tax return, we ask you to ensure you have received all your slips. This will avoid having to file an amended tax return. Note that the various summaries can be used as tools in verifying your tax slips.

Non-Registered		
Type of Income/Fees	Slip/Relevé/Summary	Mailing Deadline ¹
Dividends, interest, foreign income	T5 / Relevé 3 and summary	February 29, 2024
All investment income, interest and fees paid	<i>Investment Income Summary</i> ³	February 29, 2024
Realized gains and losses	T5008 / Relevé 18 and <i>Securities Transactions Summary</i> ³	February 29, 2024
Trust income ²	T3 / Relevé 16 and <i>Summary of Trust Income</i> ³	March 31, 2024
Limited partnerships	T5013 / Relevé 15	March 31, 2024
Registered Investments		
Withdrawal from a registered investment account:		
RRSP	T4RSP / Relevé 2	February 29, 2024
RRIF/LRIF/ LIF	T4RIF / Relevé 2	February 29, 2024
RESP/RDSP	T4A / Relevé 1	February 29, 2024
FHSA ⁴	T4FHSA / Relevé 32	February 29, 2024

- 1 - Government-prescribed date.
- 2 - The first time T3 / Relevé 16 slips are issued, a "Summary of Upcoming Trust Units" may be sent to you. This summary will list trusts for which the issuers have not yet provided the tax information necessary for the filing of tax slips, and for which a tax slip will be sent later.
- 3 - This summary is not government-prescribed, but NBDB commits to issuing it at the specified date, if needed.
- 4 - T4FHSA / Relevé 32 also include RRSP contributions and transfers.

RRSP Contributions		
Time of Contribution	Contribution Deadline	Time of Reception
First 60 days of 2023	March 1, 2023	You should have received your contribution slip in March 2023.
Rest of the year 2023	N/A	You should have received your contribution slip in January 2024.
First 60 days of 2024	March 1, 2024	You should receive your contribution slip in March 2024.

5. T3 Slip – Statement of Trust Income (Allocations and Designations) / Relevé 16

If you hold investments in income trusts (usually referred to as “mutual funds”), royalty trusts, and real estate investment trusts (REITs), you will receive a T3 slip and a *Summary of Trust Income* specifying amounts and the nature of these distributions in your account. If you are a Quebec resident, you will also receive a Relevé 16.

Canada Revenue Agency / Agence du revenu du Canada

Statement of Trust Income Allocations and Designations - T3

YEAR

Actual amount of eligible dividends 49

Taxable amount of eligible dividends 50

Dividend tax credit for eligible dividends 51

Capital gains 21

Capital gains eligible for deduction 30

Actual amount of dividends other than eligible dividends 23

Taxable amount of dividends other than eligible dividends 32

Dividend tax credit for dividends other than eligible dividends 39

Other income 26

Trust year end Year Month

Other information (see the back)

Box Amount

Box Amount

Footnotes

Recipient's name (last name first) and address

Trust's name and address

Recipient identification number 12

Account number 14 T

Report code 16

Beneficiary code 18

• For information, see the back. 2

RELEVÉ 16

Revenus de fiducie

Année

Code du relevé

N° du dernier relevé transmis

A-Gains en capital

B-Paiement unique de retraite

C1-Montant réel des dividendes déterminés

C2-Montant réel des dividendes ordinaires

D-Rente de retraite donnant droit à un crédit d'impôt

E-Revenus d'entreprise de source étrangère

F-Revenus de placement de source étrangère

G-Autres revenus

H-Gains en capital donnant droit à une déduction

I-Montant imposable des dividendes déterminés et ordinaires

J-Crédit d'impôt pour dividendes

K-impôt étranger sur des revenus d'entreprise

L-impôt étranger sur des revenus non tirés d'une entreprise

M-Rajustement du prix de base d'une participation

N-Dons attribués par un organisme religieux

Nom de la fiducie

Nom et adresse du bénéficiaire et nom du second titulaire (s'il y a lieu)

Nom et adresse du fiduciaire ou du liquidateur de succession

REVENU QUÉBEC

2 - Copie du bénéficiaire (Vous devez inclure ces données dans votre déclaration de revenus et conserver cette copie.)

151T ZZ 49534964

Relevé officiel - Revenu Québec Formulaire prescrit

Please note that Revenu Québec only issues tax slips in French. You can obtain a courtesy translation of the Relevé 16 [here](#).

Mutual fund companies generally issue their own tax slips. You should receive a T3 / RL-16 slip for each separate mutual fund. For example, if you own a “Canadian Corporation” mutual fund and a “Fixed Income” mutual fund from ABC Company Mutual Inc., you should receive two T3 / RL-16 slips from ABC Company Mutual Inc. You should wait to receive all your slips before filing your income tax return.

Several fund companies issue consolidated T3 / RL-16 slips; if you deal with one of these companies, you will receive one “consolidated” slip.

You can now use the CRA’s “My Account” and the auto-fill application to help in the preparation of your tax return. However, please note that the T3 slips are issued under the name of the Trust and you will not find NBDB’s name on it. The information shown on your T3 slips will be reported in the name of each trust listed in the CRA’s “My Account;” you must, therefore, refer to the details on your *Summary of Trust Income* to reconcile the amounts reported.

Amounts reported on your T3 / RL-16 may include:

- > Interest and other income
- > Dividends from taxable Canadian corporations
- > Dividends from foreign corporations
- > Foreign non-business income
- > Capital gains/Capital losses
- > Capital income

5.1. Summary of Trust Income

The *Summary of Trust Income* is issued by NBDB. It provides detailed information regarding each trust, the nature of the distributions, as well as the associated boxes in chronological order. This information will allow you to reconcile your T3 slip from each trust.

Most of the expenses in the section “PAID BY YOU” are associated with foreign withholding taxes. (see below image)

SUMMARY OF TRUST INCOME 20XX (Excluding Mutual Funds)					
FIRST NAME SURNAME ADDRESS ADDRESS ADDRESS			Reference XXXXX Investment Advisor FIRST NAME SURNAME Telephone S.I.N. 000 000 000 Resident QUEBEC		
DATE 20XX	QUANTITY	DESCRIPTION	T3/RL16 BOX NO.	PAID BY YOU	AMOUNT PAID TO YOU
YOUR CANADIAN ACCOUNT XX-XXXX-X					
20xx/xx/xx	50	ARTIS REIT TAJ	(26/G)		0.71
20xx/xx/xx	50	ARTIS REIT TAJ	(42/M)		3.79
20xx/xx/xx	50	ARTIS REIT TAJ	(26/G)		0.71
20xx/xx/xx	50	ARTIS REIT TAJ	(42/M)		3.79
20xx/xx/xx	50	ARTIS REIT TAJ	(26/G)		0.71
20xx/xx/xx	50	ARTIS REIT TAJ	(42/M)		3.79
20xx/xx/xx	50	ARTIS REIT TAJ	(26/G)		0.71
20xx/xx/xx	50	ARTIS REIT TAJ	(42/M)		3.79
20xx/xx/xx	50	ARTIS REIT TAJ	(26/G)		0.71
20xx/xx/xx	50	ARTIS REIT TAJ	(42/M)		3.79
20xx/xx/xx	50	ARTIS REIT TAJ	(26/G)		0.71
20xx/xx/xx	50	ARTIS REIT TAJ	(42/M)		3.79
20xx/xx/xx	50	ARTIS REIT TAJ	(26/G)		0.71
20xx/xx/xx	50	ARTIS REIT TAJ	(42/M)		3.79
20xx/xx/xx	50	ARTIS REIT TAJ	(26/G)		0.71
20xx/xx/xx	50	ARTIS REIT TAJ	(42/M)		3.79
20xx/xx/xx	50	ARTIS REIT TAJ	(26/G)		0.71
20xx/xx/xx	50	ARTIS REIT TAJ	(42/M)		3.79
20xx/xx/xx	50	ARTIS REIT TAJ	(26/G)		0.71
20xx/xx/xx	50	ARTIS REIT TAJ	(42/M)		3.79
	(26/G)	OTHER INCOME			7.81
	(42/M)	RETURN OF CAPITAL *			41.69
TOTAL					
	(26/G)	OTHER INCOME			7.81
	(42/M)	RETURN OF CAPITAL *			41.69

5.2. Detailed Description of Each Type of Income:

> Interest and other income

Interest and other income (e.g., interest, rental income) are reported in box 26 “Other income” on the T3 slip. This income is shown in box G – Other income of the RL-16.

> Dividends from taxable Canadian corporations

In order to differentiate *Eligible dividends* from *Dividends other than eligible dividends* (or “non-eligible dividends”), please see the “Dividends from Taxable Canadian Corporations” section below.

1- Eligible dividends:

Federal: The actual amount (not grossed-up) of eligible dividends received by the unit holder is reported in box 49 of the T3 slip. This amount is not the one to be used in your Federal tax return. Instead, the taxable amount (grossed-up) shown in box 50 of the T3 slip should be the amount included in your tax return. You will be entitled to an eligible dividends tax credit which is shown in box 51 of the T3 slip. The components of the “grossed-up dividend” and dividend tax credit are part of the integration mechanism of income earned by a corporation. Since dividends represent a distribution of corporate profits after taxes, adjustments (the gross-up and credit) must be made in order to avoid double taxation on this income.

2- Dividends other than eligible dividends (or “non-eligible dividends”):

Federal: The actual amount (not grossed-up) of dividends other than eligible dividends received by the holder is reported in box 23 of the T3 slip. Once again, this amount is not to be used in the Federal tax return of the individual. The amount shown in box 32 of the T3 slip, the taxable amount (grossed-up) should be reported. The credit for dividends other than eligible dividends will be shown in box 39 of the T3 slip.

Quebec income tax return: The eligible dividends and non-eligible dividends you received during the year are shown in boxes C1 and C2, respectively, of the RL-16. However, it is not these amounts that you will have to report on your Quebec income tax return, but rather the grossed-up (taxable) amount found in box I of the RL-16 which is the sum of the amount in box C1 multiplied by 1.38 (the increase) and the amount in box C2 multiplied by 1.15 (the increase). In addition, box J of the RL-16 will show the tax credit for eligible dividends as well as for non-eligible dividends.

> Dividends from foreign corporations

Please note that dividends from foreign corporations (American, European, etc.) will be reported in box 25 of the T3 (box F, RL-16). These will not be grossed-up and are not entitled to a tax credit, as the integration mechanism applies only to dividends from Canadian corporations.

> Foreign non-business income

For Canadian tax purposes, foreign dividends income is taxed/treated in the same way as interest income. All gross (prior to withholding) foreign income received by the trust will be found in box 25 of the T3 (box F, RL-16). Please note that foreign income is generally subject to a foreign withholding tax in the country of origin. Although you have received the amount after deduction of the foreign withholding tax, you must report the gross amount. You cannot deduct the foreign tax amount directly from the gross income, but you may be entitled to a foreign tax credit for a portion of the amounts withheld. The foreign withholding tax, which could entitle you to a foreign tax credit, can be found in box 34 of the T3 (box L, RL-16). Please note that if the investment is held in a registered account, the withheld amounts cannot be recovered through the foreign tax credit.

> **Capital gains/Capital losses**

Trust investments may generate capital gains (or losses) with the sale of underlying assets. Only capital gains will be allocated to unitholders based on an allocation provided by the investment manager of the trust. The capital gain will be reported in box 21 of the T3 (box A, RL-16). 50% of capital gains are not taxable and must reduce the capital loss otherwise realized in the same year. All these elements are covered in *Schedule 3 – Capital gains (or losses)* of your *Income Tax and Benefit Return* for the current year. If you are a Quebec resident, these items will also be reported on Schedule G of your Quebec income tax return.

> **Capital income**

The amount in box 42 of the T3 (box M, RL-16) represents a distribution of a return of capital from the trust. Note that this amount is not taxable and does not have to be included in your tax return. However, this amount must be considered when calculating the adjusted cost base (ACB) of your trust units. The ACB of your trust units will be reduced by the return of capital. Please keep this information to validate that this adjustment has been made to the ACB of your trust units.

5.3. FAQ – T3/RL-16 Slips

> **Q.1.: My T3 / RL-16, and *Summary of Trust Income* refer to a capital gain, but I have received nothing in my account. Do I have to report these amounts?**

A.1.: Yes, these amounts must be reported. Sometimes, capital gains known as “phantom distributions” (non-cash distributions) are attributed by mutual funds and exchange-traded funds without any actual payment made to the account. You must generally, thereafter, make an ACB adjustment if this has not already been done. In order to obtain accurate information on these distributions, please refer to the website of the issuer in question.

> **Q.2.: Why did I receive my T3 and RL-16 slips so late in the month of April?**

A.2.: Trust companies must also file tax returns. Coordination between these filings and the issuance of slips is often the reason these companies wait until the prescribed limit (i.e., 90 days after year-end) before providing the issuers with the necessary data to produce T3 and RL-16 slips, which in turn leads to filing delays.

> **Q.3.: Why did I receive amended T3 and RL-16 slips?**

A.3.: As previously mentioned, trust companies very tardily prepare the information related to their distributions to coordinate them with their own returns. Sometimes, corrections are required after the deadline that may, among other causes, result from adjustments or errors in their own tax returns.

> **Q.4.: I received a T3 and RL-16 slip from NBDB. However, I do not find any T3 or RL-16 slips issued in NBDB's name in the CRA's “*My Account*.” Why?**

A.4.: T3 and RL-16 slips are issued by NBDB, but on behalf of the different trusts. The income shown on the T3 and RL-16 slips you received will be displayed in the trust's name in the CRA's “*My Account*.” You will not find any T3 or RL-16 slips in the name of NBDB. In order to reconcile the trust information, set out in the CRA's “*My Account*,” you must refer to the details provided in your *Summary of Trust Income*.

5.4. Joint Accounts

Note that when an account is held jointly between spouses, the client must allocate the income, the gains, and the losses generated based on everyone's contribution, even if only one tax slip is issued.

Hence, tax legislation applies attribution rules, disallowing income splitting in certain situations involving gifts and loans to a spouse, common-law partner, and minor children, and even, in certain circumstances, to loans (interest-free or at low rates) to an adult child.

6. T5 Slip – Statement of Investment Income / Relevé 3

The T5 is used to report dividend income, interest income, and foreign taxes paid on your investments held in a non-registered account. You will also receive a Relevé 3 if you are a Quebec resident. The amounts in the boxes of the T5 represent the total of the amounts shown on the *Investment Income Summary*. You will receive a separate T5 if you hold a USD-denominated account. Please note that the slip will not be issued if the total investment income is less than \$50, but you must still include this income in your tax return. Note that the income from discount bonds, such as Treasury Bills and commercial paper, are not included on the T5 but they must also be reported.

If you own shares of a split-share corporation, you will receive a separate T5 for expenses and income related to investments in this stock class. In addition, you may also receive a T5 if you hold shares in a real estate investment trust (REIT) or shares of U.S. limited capital investment funds.

Moreover, incorporated mutual funds (that are not trusts) also issue T5 slips to report their dividend distributions and allocation of capital gains.

6.1. Lending Revenue from a Fully Paid Securities Lending Program (FPL Program)

The full amount of lending revenue realized by you in connection to your loaned securities must be included in your tax return. This lending income is included in box 14 – *Other Income from Canadian source* of your T5 slip (box E, RL-3) and will also be included on your *Investment Income Summary*. You should be entitled to deduct the administration fees paid to Natcan Trust Company. You should speak to a tax specialist to find out all the tax implications of your participation in the FPL program. Please see the details in the *Investment Income Summary* section below.

Canada Revenue Agency / Agence du revenu du Canada		T5 Statement of Investment Income		2021		Protected B when completed	
Dividends from Canadian corporations		Federal credit		Year			
24 Actual amount of eligible dividends	25 Taxable amount of eligible dividends	26 Dividend tax credit for eligible dividends	13 Interest from Canadian sources	18 Capital gains dividends			
89763.13	123873.12	18605.49	10.00				
10 Actual amount of dividends other than eligible dividends	11 Taxable amount of dividends other than eligible dividends	12 Dividend tax credit for dividends other than eligible dividends	21 Report code	22 Recipient identification number	23 Recipient type		
			0		2		
Other information (see the back)		14	276.90				
27 Foreign Currency		28 Transact	29 Recipient Account number				
Recipient's name and address				Payer's name and address			

T5(09/21) See the privacy notice on your return.

• For Recipient - Attach to your Income Tax Return For information, see the back 2

Canada Revenue Agency / Agence du revenu du Canada		T5 Statement of Investment Income		2021		Protected B when completed	
Dividends from Canadian corporations		Federal credit		Year			
24 Actual amount of eligible dividends	25 Taxable amount of eligible dividends	26 Dividend tax credit for eligible dividends	13 Interest from Canadian sources	18 Capital gains dividends			
89763.13	123873.12	18605.49	10.00				
10 Actual amount of dividends other than eligible dividends	11 Taxable amount of dividends other than eligible dividends	12 Dividend tax credit for dividends other than eligible dividends	21 Report code	22 Recipient identification number	23 Recipient type		
			0		2		
Other information (see the back)		14	276.90				
27 Foreign Currency		28 Transact	29 Recipient Account number				
Recipient's name and address				Payer's name and address			

T5(09/21) See the privacy notice on your return.

• For Recipient - Keep for your records For information, see the back. 3

is equal to box 10 multiplied by 1.15. In addition, you will find the tax credit for non-eligible dividends in box 12 of the T5 slip.

Quebec income tax return: The eligible dividends and dividends other than eligible dividends (or non-eligible dividends) you received during the year are shown in boxes A1 and A2, respectively, of the RL-3. However, it is not these amounts you will have to report on your Quebec income tax return, but rather the grossed-up amount found in box B of the RL-3 which is the sum of the amount in box A1 multiplied by 1.38 and the amount in box A2 multiplied by 1.15. In addition, box C of the RL-3 will show the tax credit for eligible dividends as well as for non-eligible dividends.

6.3. Foreign Income

Earnings from dividends, interest, or any other type of foreign income are shown in box 15 of the T5 (box F, RL-3). The foreign tax paid pertaining to such income is reported in box 16 of the T5 (box G of RL-3). All types of foreign income are grouped together in the same box. The Canadian tax system makes no distinction between them; they are taxed in the same way. The foreign tax credit mechanism will allow you to recover a portion of the foreign tax paid in your tax return. Please note that if this investment is held in a registered account, the withholding tax cannot be recovered through the foreign tax credit.

6.4. Foreign Spin-Off

For Canadian tax purposes, when a reorganization occurs and a foreign corporation issues shares of a new corporation, the value of these new shares must be reported as a foreign dividend (box 15 of the T5, and box F, RL-3) when the shares are held in a non-registered account. The event is generally taxable in Canada, even if there are no tax implications in the foreign country.

However, a Canadian tax deferral may be possible when the foreign spin-off meets certain requirements of the *Income Tax Act* (the Act governing Canadian Federal income taxes, hereinafter referred to as the "ITA"). To take advantage of this deferral, foreign corporations must provide the CRA with information on the spin-off. Foreign corporations usually provide the CRA permission to publish the fact that their "spin-off shares" are eligible for the tax deferral. Thus, eligible foreign spin-offs are usually listed on the CRA's website at the following address: [Eligible spin-offs](#).

In order to take advantage of this deferral, you must file an election with your Federal tax return: [Information for Canadian shareholders](#)

Note that even when the foreign reorganization qualifies for the tax deferral and this election is filed on time, the amount still appears on box 15 of the T5 slip, (box F, RL-3). When the election is filed, the adjusted cost base of the old shares and the new shares must be adjusted. The necessary adjustments are explained with [this example](#).

6.5. Equity Linked Notes Interest

All gains realized at the time of disposition or transfer must be considered as accrued interest. This interest must be registered in box 30 of the T5 (box K, RL-3). Box 21 (proceeds of disposition or settlement amount) on each of the T5008 and the RL-18 slips will not include the interest declared on the T5 / RL-3.

(See section 7.2 "Linked Notes" below)

6.6. Accrued Interest on Debt Securities

Accrued interest during the year on discount debt securities (e.g., stripped coupons and residual bonds) and compound interest debt securities (e.g., guaranteed investment certificates) must be reported annually, even if interest is not paid. This interest is included on your T5 or RL-3 slip, except for interest on stripped coupons and

residual bonds which are both reported on the provided Accumulated Interest Report. (See section 7.3. below *Premium or Discount Bonds* below)

6.7. Transfer of Securities to a Registered Account

If savings bonds or other types of bonds are transferred with accrued interest to a Registered Retirement Savings Plan (RRSP), a Registered Disability Savings Plan (RDSP), a Tax-Free Savings Account (TFSA), a First Home Savings Account (FHSA) or a Registered Education Savings Plan (RESP), the interest amounts will be included on the T5 slip and will also be shown on the *Investment Income Summary*.

6.8. Investment Income Summary

This summary lists, in chronological order, all the investment income paid to your non-registered accounts during the period.

In addition, it contains information on the interest you paid during the year, for example, interest on the outstanding balance of margin accounts and accrued interest paid upon the purchase of a bond. The accrued interest that was paid should not be deducted from interest received. It should be added to other deductible financial expenses. Note that the annual administration fees of an RRSP, RRIF, TFSA, FHSA, RESP, RDSP, LIRA, LRIF or Locked-in RRSP are not deductible, even if paid through a non-registered account.

Fully Paid Securities Lending (FPL) entries appear as SLR and E45 on the *Investment Income Summary*. You should be entitled to deduct any agent fees paid by you since these constitute fees that are incurred by you to earn property or business income in connection with your securities loans. The agent fees that were paid by you should be added to other deductible financial expenses. The agent fees will be included on your *Investment Income Summary*.

DATE 2021	QUANTITY	DESCRIPTION		PAID BY YOU	PAID TO YOU
21.09.01		SL Ag. Fee/Frais agent PT	(W) SLR	21.52	
21.09.01		SL revenues/Revenus PT	(2) SLR		54.21
21.09.01	945	ENBRIDGE INC	(1) DIV		789.08
21.09.15	5,600	EXCHANGE INCOME CORP	(1) DIV		1,064.00
21.09.15	6,100	NORTHLAND POWER INC	(1) DIV		610.00
21.09.15	1,000	PARK LAWN CORP	(1) DIV		38.00
21.09.16		INTEREST TO SEP 16	(0) INT	22.48	
21.09.23	1,550	ALIMENT COUCHE-TARD-B SV	(1) DIV		135.63
21.09.29	4,200	TRANSALTA RENEWABLES INC	(1) DIV		328.99
21.10.01		SL Adv. Fee/Frais gest PT	(W) E45	2.54	
21.10.01		SL Ag. Fee/Frais agent PT	(W) SLR	10.38	
21.10.01		SL revenues/Revenus PT	(2) SLR		26.07
21.10.14	1,000	PARK LAWN CORP	(1) DIV		38.00

DATE 2021	QUANTITY	DESCRIPTION		PAID BY YOU	PAID TO YOU
TOTALS FOR ALL ACCOUNTS :					
		(0) TOTAL ELIGIBLE INTEREST FROM CANADIAN SOURCES		95.15	10.00
		(1) TOTAL ELIGIBLE DIVIDENDS FROM CANADIAN CORPS			89,762.12
		(2) TOTAL OTHER INCOME FROM CANADIAN SOURCES			276.90
		(W) TOTAL ADMINISTRATION FEES		135.78	



6.9. Joint Accounts

Note that when an account is held jointly between spouses, the client must allocate the income, the gains, and the losses generated based on everyone's contribution, even if only one tax slip is issued.

Hence, tax legislation applies attribution rules, disallowing income splitting in certain situations involving gifts and loans to a spouse, common-law partner, and minor children, and even, in certain circumstances, to loans (interest-free or at low rates) to an adult child.



7. T5008 Slip – Statement of Securities Transactions / Relevé 18

If you have sold securities from your non-registered account during the year, you will receive a T5008 statement. If you are a resident of Quebec, the T5008 and RL-18 also contain the required information to complete your Provincial tax return.

Agence du revenu du Canada Canada Revenue Agency 	Year Année 20XX	VOID ANNULÉ <input type="checkbox"/>	10 Report code Code du feuillet O	11 Recipient type Type de bénéficiaire 1	12 Recipient identification number Numéro d'identification du bénéficiaire 000 000 000	13 Foreign currency Devises étrangères <input type="checkbox"/>	Protected B / Protégé B when completed / une fois rempli T5008 Statement of Securities Transactions État des opérations sur titres
	14 Date MMDD – MMJJ <input type="text"/>	15 Type code of securities Code de genre de titres <input type="text"/>	16 Quantity of securities Quantité de titres <input type="text"/>	17 Identification of securities Désignation des titres <input type="text"/>			
	18 ISIN/CUSIP number Numéro ISIN/CUSIP <input type="text"/>	19 Face amount Valeur nominale <input type="text"/>	20 Cost or book value Coût ou valeur comptable <input type="text"/>	21 Proceeds of disposition or settlement amount Produits de disposition ou paiements <input type="text"/>			
	22 Type code of securities received on settlement Code de genre de titres reçus en guise de règlement <input type="text"/>	23 Quantity of securities received on settlement Quantité de titres reçus en guise de règlement <input type="text"/>	24 Identification of securities received on settlement Désignation des titres reçus en guise de règlement <input type="text"/>				
Recipient Bénéficiaire 	Last name (print) – Nom de famille (en lettres moulées)			Name and address of trader or dealer in securities Nom et adresse du négociant ou du courtier en valeurs			
	FIRST NAME SURNAME PRÉNOM NOM ADDRESS ADRESSE			NAME & ADDRESS NOM & ADRESSE			

See the privacy notice on your return.
Consultez l'avis de confidentialité dans votre déclaration.

T5008 (XX)

RELEVÉ 18				RL-18 (20XX-10)	
Transactions de titres				10- Code du relevé 20XX R	13- Code de la devise <input type="text"/>
				N° du dernier relevé transmis <input type="text"/>	
14- Date M M J J	15- Code du genre de titres <input type="text"/>	16- Quantité de titres <input type="text"/>	17- Description des titres <input type="text"/>		
18- Numéro d'identification des valeurs <input type="text"/>		19- Valeur nominale <input type="text"/>	20- Coût ou valeur comptable <input type="text"/>		21- Produit de l'aliénation ou paiement <input type="text"/>
22- Code du genre de titres reçus en échange <input type="text"/>		23- Quantité de titres reçus en échange <input type="text"/>	24- Description des titres reçus en échange <input type="text"/>		
Renseignements complémentaires <input type="text"/>				Indicateur C	
				11- Type de bénéficiaire 1	12- Numéro d'assurance sociale ou numéro d'identification du bénéficiaire 000 000 000
				Nom et adresse du négociant ou du courtier en valeurs mobilières NAME & ADDRESS NOM & ADRESSE	
				Nom et adresse du bénéficiaire, et nom du second titulaire (s'il y a lieu) FIRST NAME SURNAME PRÉNOM NOM ADDRESS ADRESSE	
REVENU QUÉBEC 				2 – Copie du bénéficiaire (Voyez à la page 3 et aux pages suivantes, s'il y a lieu, les données que vous devez inclure dans votre déclaration de revenus. Conservez cette copie pour vos dossiers.)	
				 151Y ZZ 49534989	Relevé officiel – Revenu Québec Formulaire prescrit

Please note that Revenu Québec only issues tax slips in French. You can obtain a courtesy translation of the Relevé 18 [here](#).

Securities Transactions Details
Détails des transactions de titres

PAGE

Year / Année

Protected B / Protégé B
when completed / une fois rempli

[illegible]

2 – Recipient's copy
(You must include this information in your federal income tax return.
Keep this copy for your files.)

2 – Copie du bénéficiaire
(Vous devez inclure ces données dans votre déclaration de revenus fédérale.
Conserver cette copie pour vos dossiers.)

- > Boxes 14 to 21 on page 1 of your T5008 and Relevé 18 slip are empty, since the information relating to the securities transactions you carried out during the year appears on the page(s) entitled "Securities Transactions Details".
- > Additionally, as indicated in [the CRA Guide](#), the amount shown in box 20 of the T5008 slip may not represent the Adjusted Cost Base (ACB) required to calculate the gain/loss, even if it is equal to the amount in the *Realized Capital Gains and Losses Report*.
- > In all cases, you must take the "adjusted cost base" calculated based on your aggregate data as indicated on the following page. IMPORTANT: Keep the explanations of your ACB calculations, especially if they differ from the values shown in box 20 of your T5008 slips. This will allow you to respond to requests for additional information from tax authorities, as required.
- > If box 20 is left blank, it is because the institution does not have accurate information to report a book value. In this case, you will need to check your records to determine the ACB to calculate your gain or loss for tax purposes.
- > Note that if electronic slips are used, you must add the adjusted cost base manually in Schedule 3, otherwise the gain will be overvalued. Please see the section below outlining the concept of ACB.

7.1. How Capital Gain or Loss is Calculated

The fiscal gain or loss is calculated as: Proceeds of disposition minus (ACB minus the expenses incurred to sell the asset). Therefore, for tax purposes, the ACB is used to calculate the taxpayer's loss or gain at the time of disposition.

- > **Proceeds of Disposition:** Proceeds of disposition is the amount received or receivable in return for property or goods and is, generally, the sale price. Box 21 of the T5008 slip represents the proceeds of disposition before commissions or any expenses are disbursed.
- > **Commissions or Fees:** The fees or commissions disbursed are necessary to complete the calculation of the capital gain or loss mentioned above. Please refer to your portfolio statements or trade confirmations.
- > **ACB for Tax Purposes:** This is typically the cost of acquiring a security with certain upward or downward adjustments. For example, brokerage fees or commissions are added to the ACB and, for some securities, the ACB is reduced by capital distributions. Thus, "ACB" is a term defined by our tax laws.
- > **Special Rules for Identical Properties:** If an individual buys identical properties but at different prices, an average ACB must be calculated after each purchase. Dispositions of identical properties do not affect the ACB. The CRA considers that identical properties are securities that are similar based on key elements, such that a potential buyer will have no preference for one over the other. For example, shares of the same class of the capital stock of a corporation or units of a mutual fund trust will be considered identical properties.

Here is the link to the CRA's website that explains, in detail, the calculation of gains and losses on capital property, and how to properly complete your income tax return (e.g., Schedule 3) : [Calculating and reporting your capital gains and losses](#)

The following example outlines the calculation of the average ACB for the same class of shares for the "XYZ Inc." corporation (i.e., the ACB for identical properties):

XYZ Inc.		A	B	C			D	E
Date		Number of shares sold or bought	Purchase price/Sell price	Total (AxB)	Total Shares	Average ACB	Average ACB per share	Gains (losses) C – (AxD)
10-Feb	BUY	100	12	1200	100	1200	12	
12-Mar	BUY	150	9	1350	250	2550	10.2	
15-Mar	SELL	(50)	8	400	200	2040	10.2	(110)
25-Jul	BUY	200	5	1000	400	3040	7.6	

Settlement Date vs. Transaction Date

A disposition for tax purposes is triggered on the settlement date rather than on the date the transaction was ordered.

Conversion to Canadian Dollars

Please note that all information reported on your income tax return must be in Canadian dollars (with a few exceptions). Therefore, for capital gain and loss purposes, the ACB must be calculated in Canadian dollars, even if the security (Canadian or foreign) is denominated in a different currency. The exchange rates in effect at the time of purchase and at the time of disposition must be used to calculate the ACB and the proceeds of disposition accordingly, in order to calculate the gain or loss. The same is true for items that affect the calculation of the ACB (e.g., capital distributions), as well as those that affect the calculation of the gain or loss (e.g., sales charges). The exchange rate to be used must be on the settlement date, i.e. the date on which there was legally an acquisition or disposition. When the date of sale or the date of acquisition is mentioned on government sites or guides, this is the settlement date (i.e. the date of transfer of ownership of the property).

Note that in certain income situations, the CRA administratively allows the use of the average annual exchange rate, but this ministerial discretion does not apply to items related to the calculation of the capital gain or loss.

7.2. Linked Notes

A linked note is a debt obligation, most often issued by a financial institution, the return on which is linked in some manner to the performance of one or more reference assets or indexes over the term of the obligation. Previously, selling a linked note prior to maturity generally only produced a capital gain or loss. All or a portion of any gain realized on the sale of a linked note is deemed to be interest that has accrued on the debt obligation. This measure ensures that any positive return on a linked note retains the same character, whether it is earned at maturity or reflected in a secondary market sale.

Caution: Certain products may be referred to as "Notes," but may not be subject to the rules of the Notes if the legal nature of the product doesn't fall within the definition of "linked bills" under ITA. For example, bills with fixed coupons (redeemable or not) are exempt because they don't provide for any variable or conditional interest in addition to fixed interest. Thus, these bills, whose interest payments do not depend in any way on the performance of at least one reference asset or index during the term, receive the same tax treatment as a conventional bond (see the section "Taxation of Bonds" below).

The following three elements must be identified at the sale or maturity of a linked note:

- 1 - Taxable interest (T5/RL-3 slip)

- 2 - Interest paid to the seller at purchase; this is deductible at the Carrying charges and interest expenses (no prescribed slip is required) section.
- 3 - Gain or loss, as applicable (T5008 / RL18 slip and calculation of the ACB).

We recommend that you calculate each of the steps above in the following order:

- 1 - *Calculation of interest:* Paragraph 20(14.2) ITA stipulates that the difference between the amount received in exchange for the linked note (hereinafter, the "Sell Price") and the remaining capital (hereinafter, the "Face Value") is considered interest income, regardless of whether the linked note was sold before or after maturity. When there are returns of capital during the holding period, the repaid amount reduces the Face Value for the calculation of interest at the time of the disposition or the maturity of the linked note (see Example 6 below). Note that even if a capital loss is realized in the third step calculation, this capital loss does not reduce the interest calculated in this first step.

The CRA and Revenu Québec require the portion of interest be reported on a T5 / RL-3.

- 2 - *Calculation of interest paid to the seller at purchase:* When a premium is paid upon the acquisition of a linked note, it is generally considered as interest paid to the seller. In this case, the purchaser would be entitled to deduct an amount, limited to the interest calculated in Step 1 and indicated on the T5 slip as "interest paid" pursuant to paragraph 20(14)(b) ITA. This amount must be provided in the section – Carrying charges and interest expenses. The interest paid also reduces the acquisition cost for the purpose of calculating the ACB (see Example 3 below).
- 3 - *Calculation of the gain or loss:* Upon the disposition or the maturity of the linked note, it is necessary to calculate whether there is a gain or loss. For this purpose, the proceeds of disposition must be reduced by the interest income included at the time of disposition or maturity (Step 1 above). In addition, the initial cost must be modified in certain circumstances to obtain the ACB required to calculate the capital gain or loss. For additional information, please refer to the section entitled "How capital gain or loss is calculated" above.

The disposition or maturity must also be reported on a T5008 and RL-18 (box 15 = ELN or BLA for Linked Notes). However, the proceeds of disposition on the T5008 / RL-18 are reduced by the portion of interest indicated on the T5 / RL-3 slips.

Note: If the proceeds of disposition indicated in the Report are different from the ones identified on the T5008 and RL-18, please use the value indicated on the T5008 and RL-18 slips.

The following are examples illustrating the calculation of the interest and the capital gain (or loss) resulting from the disposition or the maturity of the linked note.

Example 1: Purchase at face value

Issue Price	\$1 000,00
Investor's Purchase Price	\$1 000,00
Sell Price	\$1 020,00
Interest (T5)	\$20,00
Gain (loss) calculation	
Proceeds of Disposition	\$1 020,00
Adjustment (interest T5)	\$20,00
Proceeds of Disposition (T5008)	\$1 000,00
Initial Cost	\$1 000,00
Adjustment	\$0,00
Adjusted Cost Base	\$1 000,00
Gain (loss)	\$0,00

Example 2: Commissions

The payment of a commission requires an adjustment to the calculation of the capital gain (loss). If a \$25 commission was paid at the time of disposition, this amount must be considered in the calculation of the gain (loss). Please refer to the section "How capital gain or loss is calculated" above for more information. No adjustment is required when the commission is integrated into the product, that is, provided in the linked note's issuing document.

Issue Price	\$1 000
Investor's Purchase Price	\$1 000
Sell Price	\$1 020
Purchase Commission	\$0
Sale Commission	\$25
Interest (T5)	\$20
Gain (loss) calculation	
Proceeds of Disposition	\$1 020
Adjustment (interest T5)	\$20
Proceeds of Disposition (T5008)	\$1 000
Purchase Commission	\$25
Initial Cost	\$1 000
Adjustment	\$0
Adjusted Cost Base	\$1 000
Gain (loss)	\$25

Example 3: Acquisition cost exceeds face value

When a premium is paid upon the acquisition of a linked note, it is generally considered as interest paid to the seller. In this case, the purchaser would be entitled to deduct the amount as “interest paid” pursuant to paragraph 20(14)(b) of the ITA. This amount must be shown on line 22100 – Carrying charges and interest expenses. The interest paid also reduces the acquisition cost for the purpose of calculating the ACB.

Issue Price	\$1 000
Investor's Purchase Price	\$1 050
Sell Price	\$1 070
Interest (T5)	\$70
Deduction for interest paid purchase	\$50
Gain (loss) calculation	
Proceeds of Disposition	\$1 070
Adjustment (interest T5)	\$70
Proceeds of Disposition (T5008)	\$1 000
Initial Cost	\$1 050
Adjustment (interest paid on purchase)	\$50
Adjusted Cost Base	\$1 000
Gain (loss)	\$0

Example 4: Acquisition cost below face value

Issue Price	\$1 000
Investor's Purchase Price	\$998
Sell Price	\$1 000
Interest (T5)	\$0
Deduction for interest paid on bought	\$0
Gain (loss) calculation	
Proceeds of Disposition	\$1 000
Adjustment (interest T5)	\$0
Proceeds of Disposition (T5008)	\$1 000
Initial Cost	\$998
Adjustment (interest paid)	\$0
Adjusted Cost Base	\$998
Gain (loss)	\$2

Example 5: Foreign currency linked notes

Interest received (and taxable) is converted using the exchange rate at the time of payment. Interest paid (deductible on line 22100 – Carrying charges and interest expenses) is converted at the exchange rate applicable at the time of acquisition.

For the purposes of calculating the gain (loss), proceeds of disposition and related expenses are converted at the exchange rate at either the time of disposition or maturity, as the case may be. Proceeds of disposition are reduced by the interest included in Canadian dollars. Finally, the initial cost is converted to the exchange rate at the time of acquisition. ACB adjustments (such as interest paid) are converted at the exchange rate when they occur.

	US		Rate of conversion in CDN dollars	
Issue Price	\$1,000	1/16/20X0	1.1	\$1,100
Investor's Purchase Price	\$1,050	4/18/20X1	1.2	\$1,260
Sell Price	\$1,070	11/26/20X2	1.3	\$1,391
Interest (T5)	\$70		1.3	\$91
Deduction for interest paid on bought	\$50		1.2	\$60
Gain (loss) calculation				
Proceeds of Disposition	\$1,070		1.3	\$1,391
Adjustment (interest T5)	\$70		1.3	\$91
Proceeds of Disposition (T5008)	\$1,000			\$1,300
Initial Cost	\$1,050		1.2	\$1,260
Adjustment (interest paid)	\$50			\$60
Adjusted Cost Base	\$1,000			\$1,200
Gain (loss)	\$0			\$100

Example 6: Return on capital

When there are returns of capital during the holding period, the repaid amount reduces the face value for the calculation of interest at the time of the disposition or the maturity of the linked note. This amount also reduces the purchase price to obtain the ACB for the calculation of the gain or loss.

Issue Price	\$1 000
Investor's Purchase Price	\$1 000
Return on capital	\$200
Sell Price	\$820
Interest (T5)	\$20
Gain (loss) calculation	
Proceeds of Disposition	\$820
Adjustment (interest T5)	\$20
Proceeds of Disposition (T5008)	\$800
Initial Cost	\$1 000
Adjustment (Return on capital)	\$200
Adjusted Cost Base	\$800
Gain (loss)	\$0

7.3. Premium or Discount Bonds

Generally, a bond that trades in a secondary market allows investors to buy and sell the bond at prices that fluctuate due to several factors, including the interest rate in effect at the time of the transaction. Thus, the bond may be **sold** at a lower price (at a discount), a higher price (at a premium), or at a price equal to its face value.

Bonds will often have interest income and the potential for capital gain (loss). If it is a capital loss, it cannot be applied against interest income (capital losses only indicate capital gains, with the possibility of being carried over to the previous 3 years or indefinitely in the future, always against capital gains).

Calculation of the interest portion

ITA requires taxpayers who hold investment contracts (including bonds) acquired after December 31, 1989, to report their interest income annually. Thus, interest income must be declared annually on the anniversary date of the investment. Interest is added to the ACB annually. At the time of sale, it is likely a portion of the accrued interest will be included in the sale price. Therefore, the seller must add this portion of accrued interest to his/her income. The purchaser may **deduct the interest paid**. Note that the buyer will receive the T5 slip for the full year, but deduct the portion paid to the seller.

Here is a summary of some tax impacts:

- Interest accrued since the last payment is part of the sale price (20(14)(b) LIR).
- The buyer will receive the T5 slip for the full year, but deducts the portion paid to the seller from it in their income tax return.
- The deduction is granted in the tax year in which the accrued interest was included in the taxpayer's income.

Calculation of gain (loss) in the year of disposition

For the seller, the difference between the ***sale price*** and the ***price paid after subtracting the portion representing the interest accrued since the last interest payment*** will then constitute a capital gain or loss.

Example for the seller of a bond

- > Bond acquired on January 1, 2023 and maturing in 2036
- > Interest rate = 3% annually payable semi-annually on June 30 and December 31 of each year
- > Face value: \$10,000
- > Price paid: \$10,000
- > Sale of the bonds before maturity on July 31, 2023 at a price of \$9,500 This amount includes accrued interest since the last payment.
- > Tax impact for the seller:

Face value		10,000 \$	
Interest rate		3%	
Interest income calculation	20X0		
Half-yearly payment 1	Jan. 1 to June 30	148.77 \$	181/365
Half-yearly payment 2	July 1 to July 31	25.48 \$	31/365
	TOTAL	174.25 \$	
Capital Gain (Loss) Calculation	20X0		
Selling price		9,500.00 \$	
Reduction of accrued interest		25.48 \$	
ACB		10,000.00 \$	
Capital loss		(525.48) \$	
Allowable capital loss		(262.74) \$	

- > The seller must include \$174.25 in interest income. Moreover, he also realizes a capital loss which must reduce the capital gains of the same year. The excess can be carried over to the previous 3 years or indefinitely in the future.

7.4. FAQ –T5008/RL-18 Slips

- > **Q.1.: Under what circumstances may adjustments to the amount shown in box 20 of my T5008 and RL-18 slips be required to determine the ACB for tax purposes?**

A.1.: There are a wide variety of reasons why the amount in box 20 may not accurately reflect the ACB, including:

- > when a security was transferred into your account, the information that was provided by the institution that transferred the security may have been incorrect. It is necessary to check whether the cost of the security indicated on the broker's statement following the change is the correct tax cost or whether it is the market value at the time the client changed firm.
- > when interest paid on bonds acquired between 2 interest payment periods for which the deduction of such interest paid is forgotten
- > when you hold identical securities in more than one non-registered account, even when the accounts are all at the same institution.
- > when you have a history of losses subject to the superficial loss regulations.
- > when you have made a tax election, undertaken certain rollover transactions (including a spousal or estate rollover), or have been subject to "deemed disposition" rules for the security.
- > certain market events such as mergers, acquisitions, and foreign spin-off reorganizations may not have been properly considered.
- > if you disposed of interests in mutual funds, income trusts, royalty trusts, real estate investment trusts (REITs), exchange traded funds (ETFs), or limited partnerships, the amount in box 20 may not reflect reimbursements of capital (which reduce the ACB) or reinvested distributions (which increase the ACB).
- > if you have entered short sale transactions, the book value may not be accurately reflected.

- > **Q.2.: If there is a difference between the amount that is shown on the T5008, RL-18 and the Report, which number takes precedence?**

A.2.: What takes precedence is the calculation of the adjusted cost base (ACB) according to the terms of the tax law. Therefore, when there is a difference, it is wise to validate the information linked to the PBR as it should be calculated (see section 7.1).

8. T5013 Slip – Statement of Partnership Income / Relevé 15

If you hold units of a limited partnership (or units of a partnership), you will receive tax information on a T5013 slip. If you are a Quebec resident, you will also receive a Relevé 15 (see following page). Note that you will receive a separate T5013 for each limited partnership (or partnership) for which you hold units.

[illegible]

Please note that a holder of partnership units must inform the CRA of the partnership's allocation, which may differ from the amounts received in the account. Therefore, the taxpayer should use the amounts shown on the T5013 statement. Note that, for information purposes, the amount which has been distributed is generally shown on the top right-hand corner of the T5013 slip.

You can now use the CRA's "*My Account*" and the auto-fill function to facilitate the preparation of your tax return. However, please note that the T5013 slip is issued in the name of the partnership, and you will not find a T5013 slip issued under NBDB's name. The information shown on your T5013 slip will therefore be reported in "*My Account*," under the name of each partnership.

Due to the complexity and number of boxes and information shown on the T5013, we strongly recommend that you visit the [CRA website](#) to learn more about this topic.

Partnerships that are incorporated as tax shelters or that waive certain fees in favour of the original investor often provide complete and detailed information on their website regarding the taxation of the amounts reported on the T5013 slip. In addition, their website should also help establish how to report these amounts in your tax return. We, therefore, suggest that you visit these partnerships' websites for additional information.

RELEVÉ 15

Montants attribués aux membres d'une société de personnes

Date de clôture de l'exercice financier :

A A A A M M J J

Année
20XX

Code du relevé
R

No du dernier relevé transmis

RL-15(2022-10)

000 000 302
000 000 302

Numéro d'identification de l'abn fiscal, s'il y a lieu :

1- Revenu net (ou perte nette) d'entreprise (sources canadienne et étrangère)	2- Revenu net (ou perte nette) d'entreprise de source étrangère	3- Revenu net (ou perte nette) de location (sources canadienne et étrangère)	4- Revenu net (ou perte nette) de location de source étrangère	5- Amortissement	6A- Montant réel des dividendes déterminés
			1360 20		2025 90
7- Intérêts et autres revenus de placement de source canadienne	8- Revenus de placement de source étrangère	9- Ristourne de coopérative	10- Gains (ou pertes) en capital servant au calcul de la déduction	11- Provisions relatives aux immobilisations aliénées	6B- Montant réel des dividendes ordinaires
339 57	333 30				3000 00
12- Gains (ou pertes) en capital ne servant pas à calculer la déduction	13- Perte à l'égard d'un placement dans une entreprise	14- Revenu brut de la société de personnes	15A- Frais financiers et frais d'intérêts	15B- Paiements compensatoires d'un mécanisme de transfert de dividendes	16- Impôt du Québec retenu à la source
		978987652 00	266 61		
17- Impôts étrangers payés sur les revenus non tirés d'une entreprise	18- Impôt étranger payé sur les revenus d'entreprise	19- Dons de bienfaisance	20- Autres dons	21A- Crédit d'impôt à l'investissement - Biens amortissables	21B- Crédit d'impôt à l'investissement - Autres biens
	757 50				
24A- Capital versé - Part de la société membre dans les dettes	24B- Capital versé - Part de la société membre dans les biens admissibles	24C- Capital versé - Part de la société membre dans l'actif total	25- Fraction à risques	27- Perte comme membre à responsabilité limitée	28- Frais d'exploration au Canada
29- Frais de mise en valeur au Canada	30- Frais à l'égard de biens canadiens relatifs au pétrole et au gaz	31- Frais relatifs à des ressources étrangères	32- Frais d'exploration au Québec	33- Frais d'explor. minière de surface, pétrolière ou gazière au Québec	34- Frais d'exploration dans le Nord québécois
35- Montants d'aide pour les frais inscrits aux cases 28 à 30, 32 à 34					
28-	29-	30-	36- Pourcentage de participation dans les revenus (ou les pertes)	37- Nombre d'unités détenues par l'associé	38- Code d'activité
32-	33-	34-			154
39- Code de société de personnes	40- Code d'associé	41- Code de contribuable	42- Pourcentage des affaires faites au Québec par la société de personnes	43- Remboursement de capital	44- Crédit d'impôt pour dividendes
1	0	3		145 38	

Abri fiscal

Description et code de la principale activité commerciale concernant l'abri fiscal :

Le numéro d'identification attribué à cet abri fiscal doit être indiqué sur le formulaire *État des pertes, des déductions et des crédits d'impôt relatifs à un abri fiscal* (TP-1079.6). Il ne confirme aucunement le droit de l'investisseur aux avantages fiscaux découlant de cet abri fiscal.

50- Nombre d'unités acquises au cours de l'exercice financier	51- Coût unitaire	52- Coût total des unités	53- Montant à recours limité	54- Montant du rajustement à risque	55- Autres réductions indirectes

Actions accréditées

60- Frais d'exploration au Canada	61- Frais de mise en valeur au Canada	62- Frais d'exploration au Québec	63- Frais d'explor. minière de surface, pétrolière ou gazière au Québec	64- Frais d'exploration dans le Nord québécois	65- Frais d'émission d'actions ou de titres
66- Montants d'aide pour les frais inscrits aux cases 60 à 64					
60-	61-	62-	63-	64-	

Crédit d'impôt

70- Code de crédit	71- Montant admissible	72- Code de région ou de MRC	73- Code de frais	74- Pourcentage de participation pour le crédit d'impôt
75- Date d'acquisition du bien	76- Date d'utilisation du bien			

Renseignements complémentaires

Voyez les explications relatives aux cases dans le document RL-15 EX.

Nom et adresse du membre de la société de personnes

FIRST NAME SURNAME
PRÉNOM NOM
ADDRESS
ADRESSE

Nom et adresse de la société de personnes

NAME & ADDRESS LPU
NOM & ADRESSE LPU

Numéro d'assurance sociale ou numéro d'identification du membre de la société de personnes

Numéro d'identification de la société de personnes



2 - Copie du membre de la société de personnes
(Vous devez inclure ces données dans votre déclaration de revenus et conserver cette copie.)



1550 ZZ 49535379

Relevé officiel - Revenu Québec
Formulaire prescrit

Please note that Revenu Québec only issues tax slips in French. You can obtain a courtesy translation of the Relevé 15 [here](#).

8.1. FAQ –T5013/RL-15 Slips

- > **Q.1.:** I received a T5013 slip from NBDB. However, I do not find any T5013 slips issued under NBDB's name in the list provided in the CRA's "*My Account*." Why?

A.1.: The T5013 slips are issued by NBDB, but on behalf of the partnership. The revenues shown on the T5013 slips are reported under the partnership's name in "*My Account*." Therefore, you will not find a T5013 slip issued under NBDB's name in "*My Account*."

8.2. Joint Accounts

When an account is held jointly between spouses, the client must allocate the income, the gains, and the losses generated based on everyone's contribution, even if only one tax slip is issued.

Hence, tax legislation applies attribution rules, disallowing income splitting in certain situations involving gifts and loans to a spouse, common-law partner, and minor children, and even, in certain circumstances, to loans (interest-free or at low rates) to an adult child.

9.2. Spousal or Common-Law Partner's RRSP

You can contribute into a spousal or common-law partner's RRSP instead of yours. These contributions will be deductible on your income tax return based on your RRSP deduction limit (i.e., RRSP contribution room). You will need to separately identify, in Schedule 7, the contributions made to your own RRSP from those made to your spousal or common-law partner's RRSP.

9.3. Excess Contributions

A special tax of 1% per month is payable on contributions made to an RRSP that exceed your RRSP deduction limit by more than \$2,000.

If you are subject to this special tax, you must complete a T1-OVP return, "Individual Tax Return for RRSP, SPP and PRPP - Excess Contributions," send it to your tax center and make a payment within 90 days following the end of the calendar year to avoid paying a penalty or interest.

The application of this special tax (1%) may cease either:

- > when you have new RRSP contribution room;
- > at the time of withdrawal of excess contributions.

9.4. Withdrawal of Excess Contributions

If you withdraw excess contributions from your RRSP, you will have to include the withdrawn amount in your income for the year of withdrawal, even if you have never deducted this amount in your previous tax returns. However, an offsetting deduction can be claimed when certain conditions are met. You can refer to [Form T746](#) to find out if you are eligible for this offsetting deduction.

10. RRSP or RRIF Withdrawal – T4RSP and T4RIF Slips / Relevé 2

If you made a withdrawal from your RRSP or RRIF account during the year, you will receive a T4RSP or T4RIF slip, as applicable (and a Relevé 2, if you are a resident of Quebec), showing the amount withdrawn and taxes withheld. The taxes withheld will be credited to your taxes owed on your income tax return. You may still have to pay taxes, particularly if you have other sources of income.

Canada Revenue Agency / Agence du revenu du Canada		Statement of Income from a Registered Retirement Income Fund / État du revenu provenant d'un fonds enregistré de revenu de retraite		T4RIF	
16	Year / Année	17	Taxable amounts / Montants imposables	18	Amounts deemed received by the annuitant / Montants réputés reçus par le rentier
19	Decedent / Personne décédée	20	Deceased / Annulation de l'enregistrement	21	Other income or deductions / Autres revenus ou déductions
22	Income tax deducted / Impôt sur le revenu retenu	23	Year / Année	24	Excess amount / Montants excédent
25	Year / Année	26	Month / Mois	27	Day / Jour
28	Transfers on breakdown of marriage or common-law part. / Transferts après rupture du mariage ou de l'union de fait	29	Advanced Life Deferred Annuity purchase / Achat de rente viagère différée à un âge avancé	30	Spouse's or common-law partner's social insurance number / Numéro d'assurance sociale de l'époux ou conjoint de fait
Recipient's name and address - Nom et adresse du bénéficiaire		Social insurance number / Numéro d'assurance sociale		Contract number / Numéro de contrat	
Last name / Nom de famille		First name / Prénom		Initials / Initiales	
60		Name of payer (carrier) of fund / Nom du payeur (émetteur) du fonds		61	
61		Account number / Numéro de compte		36	
Tax-paid amount / Montant libéré d'impôt		Tax-paid amount / Montant libéré d'impôt		Tax-paid amount / Montant libéré d'impôt	

See the privacy notice on your return / Consultez l'avis de confidentialité dans votre déclaration T4RIF (23)

If your social insurance number is not shown, see the back of this slip. / Si votre numéro d'assurance sociale n'est pas indiqué, lisez le verso de ce feuillet.

Protected B when completed / Protégé B une fois rempli

Canada Revenue Agency / Agence du revenu du Canada		Statement of RRSP Income / État du revenu provenant d'un REER		T4RSP	
16	Year / Année	17	Annual payments / Paiements de rente	18	Refund of premiums / Remboursement de primes
19	Other income or deductions / Autres revenus ou déductions	20	Income tax deducted / Impôt sur le revenu retenu	21	Amounts deemed received on death / Montants réputés reçus au décès
22	Advanced Life Deferred Annuity purchase / Achat de rente viagère différée à un âge avancé	23	Contributor spouse or common-law partner / Époux ou conjoint de fait cotisant	24	Spouse's or common-law partner's social insurance number / Numéro d'assurance sociale de l'époux ou conjoint de fait
Recipient's name and address - Nom et adresse du bénéficiaire		Social insurance number / Numéro d'assurance sociale		Contract number / Numéro de contrat	
Last name / Nom de famille		First name / Prénom		Initials / Initiales	
60		Name of payer (issuor) of plan - Nom du payeur (émetteur) du régime		61	
61		Account Number / Numéro de compte		40	
Tax-paid amount / Montant libéré d'impôt		Tax-paid amount / Montant libéré d'impôt		Tax-paid amount / Montant libéré d'impôt	

See the privacy notice on your return / Consultez l'avis de confidentialité dans votre déclaration T4RSP (23)

If your social insurance number is not shown, see the back of this slip. / Si votre numéro d'assurance sociale n'est pas indiqué, lisez le verso de ce feuillet.

Protected B when completed / Protégé B une fois rempli

RELEVÉ 2		Année	Code du relevé	Provenance des revenus	N° du dernier relevé transmis	RL-2 (2023-10)
Revenus de retraite et rentes						
A- Prestations d'un RPA	B- Prestations (REER, FERR, RPDB ou RPAC/RVER) ou rentes	C- Autres paiements	D- Remboursement de primes au conjoint survivant (REER)	E- Prestation réputée reçue au décès (REER, FERR ou RPAC/RVER)	F- Remboursement de cotisations inutilisées (REER ou RPAC/RVER)	
G- Montant imposable en raison de la révocation (REER, FERR ou RVDAA)	H- Autres revenus (REER ou FERR)	I- Montant donnant droit à une déduction (REER ou FERR)	J- Impôt du Québec retenu à la source	K- Revenus gagnés après le décès (REER, FERR ou RPAC/RVER)	L- Retrait dans le cadre du REEP	
M- Montants libérés d'impôt	O- Retrait dans le cadre du RAP	Renseignements complémentaires				
Nom de famille, prénom et adresse du bénéficiaire		Numéro d'assurance sociale du bénéficiaire		Conjoint cotisant (REER ou FERR) N- Numéro d'assurance sociale		
		Nom et adresse du payeur ou de l'émetteur				

REVENU QUÉBEC

2 - Copie du bénéficiaire (vous devez inclure ces données dans votre déclaration de revenus et conserver cette copie.)

1502 ZZ 49534850

FS2302041

Relevé officiel - Revenu Québec

Formulaire prescrit

Please note that Revenu Québec only issues tax slips in French. You can obtain a courtesy translation of the [Relevé 2](#).

10.1. Attribution Rules: Calculation of the Amount to be Included in Your Income and in the Income of Your Spouse or Common-Law Partner

When you withdraw from a spousal or common-law partner's RRSP, it is possible that all or part of the amount on the T4RSP or T4RIF slip is reattributed to you (even if the slip is issued in the annuitant's name), meaning that the amount must be included in your income tax return (the contributor's tax return).

If you contributed to a spousal or common-law partner's RRSP in 2021, 2022, or 2023, you may have to include in your 2023 income some or all the amounts withdrawn from the spousal or common-law partner's RRSP.

In the year of withdrawal (e.g., 2023), you must include the lesser of the amount you contributed to your spouse's RRSP for the year of withdrawal (2023) as well as the two previous years (2021 and 2022) or the amount that your spouse or common-law partner has withdrawn from his/her RRSP (e.g., 2023).

Please review the [CRA website](#) for more information.

Use Form T2205, "Amounts from a Spousal or Common-law Partner RRSP, RRIF or SPP to Include in Income" to calculate the amount to be included in your own income tax return and in the return of your spouse or common-law partner.

In all cases, the individual whose name appears on the slip must declare the tax withheld. Most of the time, after a withdrawal, the information slip is made in the name of the annuitant. However, you must report income as calculated in Parts 1 and 2 of Form T2205.

10.2. Exceptions

The attribution rules do not apply in the following situations:

- > You and your spouse or common-law partner were living separately at the time of withdrawal due to a breakdown of the relationship.
- > At the time of withdrawal, you or your spouse or common-law partner were non-residents of Canada.
- > Regarding the Prescribed Minimum RRIF Amount: the attribution rules apply only to amounts in excess of the minimum withdrawal for the year.
- > In the year of death.

11. Transfer of a RRIF/LIF to an RRSP/LIRA

It is possible, in certain circumstances, that an annuitant transfers funds from his/her RRIF/LIF to his/her RRSP/LIRA. While this transfer is not taxable, the amount transferred from the RRIF (LIF) to the RRSP (LIRA) will trigger the issuance of a T4RIF (and a Relevé 2 for Québec residents), and a tax receipt marked 60 I) (v). The T4RIF and RL- 2 will result in the inclusion of the amount in declared income, while the tax receipt marked 60 I) (v), included as appropriate on Schedule 7 of the Federal income tax return (transfer section), will provide a deduction that will negate the inclusion of the income.

Note, however, that the following transfers do not generate tax slips and do not affect the reporting of income: an RRSP/LIRA to an RRSP/LIRA, an RRSP/LIRA to an RRIF/LIF, or an RRIF/LIF to an RRIF/LIF.

12. RESP Withdrawal – T4A Slip/Relevé 1

RESP income or grant withdrawal will trigger the issuance of a T4A slip (or RL-1 for Quebec residents) in the name of the beneficiary of the plan. RESP capital withdrawals are not taxable.

Canada Revenue Agency / Agence du revenu du Canada		Année	T4A
Payer's name – Nom du payeur		Statement of Pension, Retirement, Annuity, and Other Income État du revenu de pension, de retraite, de rente ou d'autres sources	
061	Payer's program account number / Numéro de compte de programme du payeur	Pension or superannuation – line 11500 Prestations de retraite ou autres pensions – ligne 11500	Income tax deducted – line 43700 Impôt sur le revenu retenu – ligne 43700
	Social Insurance number Numéro d'assurance sociale	Recipient's program account number Numéro de compte de programme du bénéficiaire	
012		013	
Recipient's name and address – Nom et adresse du bénéficiaire Last name (print) – Nom de famille (en lettres moulées) First name – Prénom Initials – Initiales <div style="border: 1px solid black; height: 60px; margin-top: 5px;"></div>		016 Lump-sum payments – line 13000 Paiements forfaitaires – ligne 13000 018 Annuities Rentées 024 Fees for services Honoraires ou autres sommes pour services rendus	
Box – Case Amount – Montant <div style="border: 1px solid black; height: 40px; margin-top: 5px;"></div>		Other information (see page 2) / Autres renseignements (voir à la page 2) Box – Case Amount – Montant <div style="border: 1px solid black; height: 40px; margin-top: 5px;"></div>	
Box – Case Amount – Montant <div style="border: 1px solid black; height: 40px; margin-top: 5px;"></div>		Box – Case Amount – Montant <div style="border: 1px solid black; height: 40px; margin-top: 5px;"></div>	
Box – Case Amount – Montant <div style="border: 1px solid black; height: 40px; margin-top: 5px;"></div>		Box – Case Amount – Montant <div style="border: 1px solid black; height: 40px; margin-top: 5px;"></div>	
Box – Case Amount – Montant <div style="border: 1px solid black; height: 40px; margin-top: 5px;"></div>		Box – Case Amount – Montant <div style="border: 1px solid black; height: 40px; margin-top: 5px;"></div>	
Box – Case Amount – Montant <div style="border: 1px solid black; height: 40px; margin-top: 5px;"></div>		Box – Case Amount – Montant <div style="border: 1px solid black; height: 40px; margin-top: 5px;"></div>	
Box – Case Amount – Montant <div style="border: 1px solid black; height: 40px; margin-top: 5px;"></div>		Box – Case Amount – Montant <div style="border: 1px solid black; height: 40px; margin-top: 5px;"></div>	
Box – Case Amount – Montant <div style="border: 1px solid black; height: 40px; margin-top: 5px;"></div>		Box – Case Amount – Montant <div style="border: 1px solid black; height: 40px; margin-top: 5px;"></div>	
Box – Case Amount – Montant <div style="border: 1px solid black; height: 40px; margin-top: 5px;"></div>		Box – Case Amount – Montant <div style="border: 1px solid black; height: 40px; margin-top: 5px;"></div>	
Box – Case Amount – Montant <div style="border: 1px solid black; height: 40px; margin-top: 5px;"></div>		Box – Case Amount – Montant <div style="border: 1px solid black; height: 40px; margin-top: 5px;"></div>	
Box – Case Amount – Montant <div style="border: 1px solid black; height: 40px; margin-top: 5px;"></div>		Box – Case Amount – Montant <div style="border: 1px solid black; height: 40px; margin-top: 5px;"></div>	
Box – Case Amount – Montant <div style="border: 1px solid black; height: 40px; margin-top: 5px;"></div>		Box – Case Amount – Montant <div style="border: 1px solid black; height: 40px; margin-top: 5px;"></div>	
Box – Case Amount – Montant <div style="border: 1px solid black; height: 40px; margin-top: 5px;"></div>		Box – Case Amount – Montant <div style="border: 1px solid black; height: 40px; margin-top: 5px;"></div>	
Box – Case Amount – Montant <div style="border: 1px solid black; height: 40px; margin-top: 5px;"></div>		Box – Case Amount – Montant <div style="border: 1px solid black; height: 40px; margin-top: 5px;"></div>	
Box – Case Amount – Montant <div style="border: 1px solid black; height: 40px; margin-top: 5px;"></div>		Box – Case Amount – Montant <div style="border: 1px solid black; height: 40px; margin-top: 5px;"></div>	
Box – Case Amount – Montant <div style="border: 1px solid black; height: 40px; margin-top: 5px;"></div>		Box – Case Amount – Montant <div style="border: 1px solid black; height: 40px; margin-top: 5px;"></div>	
Box – Case Amount – Montant <div style="border: 1px solid black; height: 40px; margin-top: 5px;"></div>		Box – Case Amount – Montant <div style="border: 1px solid black; height: 40px; margin-top: 5px;"></div>	
Box – Case Amount – Montant <div style="border: 1px solid black; height: 40px; margin-top: 5px;"></div>		Box – Case Amount – Montant <div style="border: 1px solid black; height: 40px; margin-top: 5px;"></div>	
Box – Case Amount – Montant <div style="border: 1px solid black; height: 40px; margin-top: 5px;"></div>		Box – Case Amount – Montant <div style="border: 1px solid black; height: 40px; margin-top: 5px;"></div>	
Box – Case Amount – Montant <div style="border: 1px solid black; height: 40px; margin-top: 5px;"></div>		Box – Case Amount – Montant <div style="border: 1px solid black; height: 40px; margin-top: 5px;"></div>	
Box – Case Amount – Montant <div style="border: 1px solid black; height: 40px; margin-top: 5px;"></div>		Box – Case Amount – Montant <div style="border: 1px solid black; height: 40px; margin-top: 5px;"></div>	
Box – Case Amount – Montant <div style="border: 1px solid black; height: 40px; margin-top: 5px;"></div>		Box – Case Amount – Montant <div style="border: 1px solid black; height: 40px; margin-top: 5px;"></div>	
Box – Case Amount – Montant <div style="border: 1px solid black; height: 40px; margin-top: 5px;"></div>		Box – Case Amount – Montant <div style="border: 1px solid black; height: 40px; margin-top: 5px;"></div>	
Box – Case Amount – Montant <div style="border: 1px solid black; height: 40px; margin-top: 5px;"></div>		Box – Case Amount – Montant <div style="border: 1px solid black; height: 40px; margin-top: 5px;"></div>	
Box – Case Amount – Montant <div style="border: 1px solid black; height: 40px; margin-top: 5px;"></div>		Box – Case Amount – Montant <div style="border: 1px solid black; height: 40px; margin-top: 5px;"></div>	
Box – Case Amount – Montant <div style="border: 1px solid black; height: 40px; margin-top: 5px;"></div>		Box – Case Amount – Montant <div style="border: 1px solid black; height: 40px; margin-top: 5px;"></div>	
Box – Case Amount – Montant <div style="border: 1px solid black; height: 40px; margin-top: 5px;"></div>			

Please note that Revenu Québec only issues tax slips in French. You can obtain a courtesy translation of the [Relevé 1](#).

13. Tax-Free Savings Account (TFSA)

The TFSA is an account that allows a taxpayer to save and invest on a tax-free basis. Any amounts accumulated in a TFSA or withdrawn from the account are generally not taxable.

13.1. Eligibility

Any individual who is 18 years of age or older and who has a valid Canadian Social Insurance Number is eligible to open a TFSA. To make contributions, the holder must be a tax resident of Canada. Individuals who reach the age of 18 during the year must wait until their birthday to open a TFSA. In Canadian provinces where the age of majority is 19 (British Columbia, New Brunswick, Nova Scotia, Nunavut, the Northwest Territories, Yukon, and Newfoundland/Labrador), a TFSA account for an individual who is 18 years of age must be opened as follows: "Name of the Child, C/O name of the guardian, tutorship to minors." When the individual turns 19, a new TFSA account will have to be opened in the individual's name and new documents must be signed by the individual.

13.2. Annual TFSA Contribution Limit

The limit will be indexed to the inflation rate for subsequent years and will be rounded to the nearest \$500. The TFSA contribution limit for the year 2023 is \$6,500 and \$7,000 for 2024. The annual contribution limit from 2009 to 2012 was \$5,000. The contribution limit for each of 2013, 2014, 2016, 2017 and 2018 was \$5,500. Exceptionally, the 2015 contribution limit was \$10,000.

A TFSA contribution is not deducted from income (unlike an RRSP contribution). Unused contribution room will be carried forward to future years indefinitely and there is no cumulative limit. In addition, withdrawals from a TFSA in any given year will be added to the individual's contribution room for the following year. This allows individuals withdrawing money from their TFSA to use their accumulated savings to recontribute an amount equivalent to the withdrawal in the following or subsequent years.

The calculation of the annual contribution room is as follows:

$$\text{Unused contribution room from previous years} + \text{withdrawals made in the previous year} \\ + \text{current year's contribution room.}$$

For example, an individual has unused contribution room of \$10,000 and withdraws \$7,000 in a given year. The following year, that individual may, therefore, contribute \$17,000 in addition to that year's contribution limit. As with RRSPs, it is not possible for financial institutions to calculate, for the client, the amount they are entitled to contribute to their TFSA. Note, however, that it is possible to find this information on the CRA's "My Account." For more information, see the following webpage: [TFSA Contributions](#)

"In-kind" contributions are allowed. The amount of the contribution will be equal to the fair market value (FMV) of the property. CRA considers that there was a disposition of the property at FMV at the time of the contribution. If the FMV exceeds the fiscal cost of the property, a capital gain must be reported when filing your tax return. However, if the fiscal cost is greater than the FMV, no capital loss will be permitted since the loss would be considered "deemed to be nil" under ITA.

There is no maximum age for contributing. No tax slip will be issued. Each year, CRA will determine the permitted contribution amount for the TFSA holder. Interest paid on money borrowed and invested in a TFSA is not deductible for tax purposes.

13.3. Excess Contributions

Excess TFSA contributions are subject to a 1% tax per month. If the CRA suspects that the excess contributions were deliberate, a 100% tax will be levied on income earned on these contributions. There is no special procedure to withdraw excess contributions, i.e., a regular withdrawal must be made. The withdrawal of excess contributions will not allow the holder to accumulate new contribution room. You will find some examples in the [CRA's Tax-Free Savings Account \(TFSA\), Guide for Individuals \(page 16\)](#).

13.4. Withdrawals

TFSA withdrawals may be made at any time, for any reason, and are not taxable. The total amount of the withdrawals may be re-contributed to the TFSA in the following or subsequent years (due to the increase in contribution room). Hence, a TFSA withdrawal restores contribution room, which is not the case for RRSP withdrawals.

13.5. Plan's Maturity Date

Unlike an RRSP where you must terminate the plan when reaching 71 years of age, there is no termination date for a TFSA. The TFSA, therefore, offers seniors aged 71 and over a tax-free savings vehicle.

13.6. Operating a Business

Income/gains earned in TFSAs (structured as trusts) are generally not taxable except for business income. Indeed, if the CRA determines that the TFSA trust is used during "carrying on a business," the income/gains earned by that business (net of business losses) may be subject to tax. Note that it is the TFSA trust and not you (via personal tax return(s)) that is subject to tax at the top marginal rate on the first dollar of taxable income.

What is business income?

Depending on the circumstances, frequent trading activities with a short holding period (or "day trading") may be considered to be carrying on a business - even if it takes place in a TFSA trust.

In recent years, the CRA has increased its scrutiny of TFSAs where frequent or speculative trading is taking place.

Several factors are considered when determining whether a TFSA trust is being used for business purposes. These factors include: the frequency of trading, the repetition of similar transactions, the length of time the securities have been held, the intention to purchase securities for short-term profit, the speculative nature and quantity of securities traded, the knowledge of the securities markets, and the amount of time spent by the holder studying those markets. None of these factors is determinative and they are all considered in concluding that a person is carrying on a business.

A key trigger for the CRA appears to be where the FMV of the account is significantly greater than the total maximum TFSA contributions that can be made to date.

For example, if a TFSA has an abnormally high FMV and there have been several trades with a short holding period ("day trading"), the CRA may consider that the increase in value of the TFSA indicates it is held by a holder with special knowledge of securities who is engaged in market speculation. Therefore, business income is present.

If the CRA determines the TFSA holder has carried on a business in their TFSA trust, any gains/income (net of losses) related to that business activity realized by the TFSA trust will be taxed as business income. Such income

will be taxed via a Trust Income Tax and Information Return at the highest rate applicable to individuals (approximately 50% depending on the holder's province of residence). Income that is subject to tax in the TFSA trust includes dividends and interest, as well as the full amount of gains net of realized losses. Gains and losses do not benefit from the 50% tax rate because the TFSA trust is considered to be carrying on a securities trading business.

The TFSA holder is jointly and severally liable with the trustee of the TFSA trust for any tax payable on income earned from carrying on a business in the TFSA trust, such that the CRA will be able to look directly to the holder to collect it if there are insufficient assets in the TFSA to pay it.

14. First Home Savings Account (FHSA) - T4FHSA / Relevé 32

14.1. Eligibility

Any individual who is a resident of Canada, is at least 18 years old and is a “first-time home buyer” as defined in the Act is eligible to open a [FHSA](#). As any FHSA must be closed no later than December 31 of the year in which the holder reaches 71 years of age, any individual wishing to open an account must be under 71 years of age.

An individual will be considered a “first-time home buyer” if he or she has not been, at any time during the calendar year preceding the opening of a FHSA or the four preceding calendar years, occupying a qualifying home (or what would be a qualifying home if it were located in Canada) as the principal place of residence of which he or his current spouse or common-law partner is or was the owner or co-owner.

In the context of FHSA, a qualifying home means a home located in Canada. It may also be part of the share capital of a housing cooperative which gives the holder the right to own housing located in Canada. Overall, a qualifying home has the same meaning whether in the context of FHSA or the Home Buyers’ Plan (HBP).

The eligibility conditions must all be met for each opening of a FHSA, whether the individual already holds an account or not.

14.2. Maximum participation period (end of FHSA)

When the maximum participation period is reached, all of an individual's FHSA accounts cease to be tax-exempt and, if no other action is taken, the amount of the fair market value of the account is included in the holder's income for the current year. To avoid an income inclusion, a holder can either make a qualifying withdrawal or transfer the amounts from the FHSA to an RRSP or RRIF before the end of the maximum participation period.

More precisely, the maximum participation period

- > begins when the FHSA is opened (the first account, if many), and
- > ends at the end of the year following the year in which the earliest of the following events occur:
 - the 14th anniversary of the date the individual first opens a FHSA
 - the individual attains 70 years of age, and
 - the individual makes a qualifying withdrawal from the FHSA.

Although an individual could have multiple FHSA’s under their name, it is the lifespan of the first account that will determine the end of all their FHSAs.

14.3. Annual Ceiling

An individual can contribute up to \$8,000 per year and \$40,000 for life to the FHSA. The contribution limits are not indexed annually. Contributions to the FHSA can be made by means of a contribution or a transfer from an RRSP (in the case of a transfer, the amount will not be deductible, although it will still affect the FHSA contribution room, see section below).

Only the holder can contribute to the FHSA and deduct the amount contributed. Unlike an RRSP, it is not possible to contribute to your spouse's FHSA based on your own contribution room. A person could, however, lend or give money to their spouse so that they can contribute to their FHSA, but it is always the person who contributed on their own account who will be entitled to a deduction from their income (and not the spouse who gave or lent the funds). The attribution rules will not apply to a contribution made to one's own FHSA even if the funds contributed came from the spouse.

14.4. Contributions from another registered account

> From an RRSP to a FHSA

Individuals can contribute to their own FHSA by transferring an amount from their RRSP. The transfer can be made directly from one account to another, without triggering an RRSP withdrawal and therefore without any immediate tax consequences. However, to avoid the tax consequences normally associated with an RRSP withdrawal, the transfer must be made using the prescribed form, Form RC720, Transfer from your RRSP to your FHSA account.

An amount transferred from the RRSP to the FHSA will reduce the annual FHSA contribution room, but cannot be deducted from income. In addition, the transfer does not allow the annuitant to recover RRSP contribution room for the amount transferred.

> From a TFSA to a FHSA

Contributions to a FHSA from a TFSA cannot be made by direct transfer: the assets must first be withdrawn from the TFSA and then contributed to the FHSA. Since TFSA withdrawals are tax-exempt, there are no tax consequences, and the holder will regain his or her TFSA contribution room at the beginning of the following year. The FHSA contribution made (indirectly) from the TFSA will have the effect of reducing the holder's contribution room, but the contribution will be deductible.

Since the FHSA contribution is not direct when it comes from the TFSA, attention must be paid to the undesirable consequences, such as the taxation of a capital gain or a deemed nil loss, which can arise when identical assets are disposed of and then reacquired over a short period of time.

> From one FHSA to another FHSA

Individuals who own more than one FHSA can transfer assets from one FHSA to another with no immediate tax consequences, if the transfer is made using the prescribed form (**Form RC721 - Transfer from a FHSA to your FHSA, RRSP or RRIF**). Such a transfer will not reduce the individual's contribution room and will not be deductible.

14.5. Deductibility of contributions

An individual may choose to deduct the amount of his contribution either in the year in which it is made or in a subsequent year, even after the account has been closed. The deduction is made when calculating net income. However, the deduction cannot be carried forward to a year prior to the contribution. So, unlike RRSPs, contributions made in the first 60 days of the year cannot be deducted in the previous year's tax return.

Please note that after the first eligible withdrawal and as long as the account is not closed, the holder may continue to contribute to the FHSA, but the contributions are no longer deductible. However, the amounts contributed remain transferable to an RRSP or RRIF.

14.6. Contributions carried forward

The unused portion of the annual contribution limit may be carried forward from one year to the next, but only up to a maximum of \$8,000. In other words, a FHSA holder will never be able to contribute more than \$16,000 in the same year, i.e. the total of the maximum carry-forward of \$8,000 and the annual contribution limit of \$8,000. However, they will still be able to deduct more than \$16,000 in a given year if they have unused deductions from previous years.

14.7. Excess contributions

No amount of excess contribution is tolerated, and a penalty is imposed from the first dollar of excess contribution. The penalty represents a tax of 1% per month calculated, for each month, on the highest excess amount.

The penalty may cease to apply as soon as:

- > new contribution rights are created on 1 January of the following year
- > an amount is designated, using **Form RC727, Designate an Excess FHSA Amount as a Withdrawal from your FHSA or as a Transfer to your RRSP or RRIF**, as a withdrawal from the FHSA or as a transfer to an RRSP or RRIF in order to eliminate the excess contribution. The designated withdrawal is not included in the holder's income and the designated transfer does not reduce unused RRSP deduction room.

14.8. Withdrawals

Withdrawing funds from a FHSA can be done either by a qualifying withdrawal (which is non-taxable), a non-qualifying withdrawal (which is taxable) or by designating an amount in the case of an excess contribution. The other option is to transfer the funds to an RRSP or RRIF. If the transfer is made in accordance with the prescribed terms and conditions, it is not considered a withdrawal.

> Eligible withdrawal

For a withdrawal from a FHSA to be tax-free, it must qualify as a "qualifying withdrawal". The concept of a qualifying withdrawal is based primarily on the idea of a withdrawal made for the purpose of purchasing a first home as a principal place of residence.

More specifically, for a withdrawal to be eligible, the account holder must, at the time of the withdrawal:

- > submit a written request for a qualifying withdrawal using the prescribed form that indicates the location of the qualifying home that they have begun to use as their principal place of residence or intend to begin using for that purpose no later than one year after acquiring it.
- > reside in Canada throughout the period beginning at the time of the withdrawal and ending at the earliest time between the acquisition of the qualifying home and the holder's death.
- > not have been an owner-occupant (*Owner-occupant within the meaning of paragraph 146.01(2)(a.1) of the ITA (provision dealing with the Home Buyers' Plan)*) during the period starting at the beginning of the fourth calendar year before the withdrawal and ending on the 31st day before the withdrawal. In other words, at the time of the withdrawal, the account holder did not own, jointly or with another person, a home that was his or her principal place of residence during the previous four years.

Unlike the requirements for opening a FHSA (and unlike the requirements for participating in the HBP program), having lived in a property owned by your spouse does not disqualify you from making a qualifying withdrawal. So, if a FHSA holder has moved into a home owned by their spouse since opening their account, they could still make a qualifying withdrawal, even if they are no longer eligible to open a new FHSA.

- > have entered into a written agreement for the acquisition or construction of the qualifying home before October 1 of the calendar year following the year in which the amount is received.
- > not have acquired the qualifying home more than 30 days before.

Once a withdrawal qualifies as a qualifying withdrawal, the amount withdrawn is non-taxable whether or not it is used as a down payment for the purchase of a first qualifying home.

The maximum value of the eligible withdrawal corresponds to the total value of the FHSA. In comparison, the maximum withdrawal limit for the HBP is \$35,000 and the amount withdrawn must be repaid. No repayment is required (or even possible) under the FHSA. However, a person may only take advantage of the FHSA once in their lifetime.

An individual may also choose to make a qualifying withdrawal for an amount that is less than the amount available in the FHSA. However, making an eligible withdrawal triggers the account closure countdown. Unless another event causes the account to be closed earlier, the account will cease to be a FHSA on December 31 of the year following the year of the first eligible withdrawal. If any amounts remain in the FHSA at the time of closure, they will become taxable in the year. To avoid this taxation in the year of closure, the holder may elect to transfer an amount from their FHSA to their RRSP or RRIF tax-free at any time before the account ceases to be a FHSA. The amount the holder chooses to transfer is not limited by the holder's RRSP contribution limit, but the amount transferred will ultimately be taxable when withdrawn from the RRSP or RRIF.

> Non-eligible withdrawal


Where a withdrawal does not qualify as a qualifying withdrawal, the withdrawal will be considered a taxable non-qualifying withdrawal and will be subject to withholding tax at source. To avoid immediate taxation at the time of withdrawal, the holder may transfer the savings accumulated in the FHSA to an RRSP or RRIF, tax-free, at any time before the FHSA is closed.

> Outgoing transfers

In addition to a transfer from one FHSA to another, FHSA assets can be transferred to an RRSP or RRIF under which the holder is the annuitant using form RC721, Transfer from a FHSA to your TFHSA, RRSP or RRIF. The transfer is tax-free, and the tax consequences are deferred until the RRSP or RRIF is withdrawn. The most striking advantage of this transfer option is that the amount the holder chooses to transfer is not limited by and has no impact on RRSP contribution room. On the other hand, the RRSP contribution is not deductible and the FHSA contribution limits are not reinstated following a transfer.

14.9. T4FHSA / Relevé 32

The T4FHSA and the RL-32 slips are used by first home savings account (FHSA) issuers to report taxable amounts allocated to FHSA.



Canada Revenue Agency

Agence du revenu du Canada

Protected B when completed/
Protégé B une fois rempli

First Home Savings Account Statement
État du compte d'épargne libre d'impôt pour l'achat d'une première propriété

Year Année	18 Contributions Cotisations	20 Qualifying withdrawals Retraits admissibles	22 Taxable withdrawals Retraits imposables	24 FHSA beneficiary distributions received Distributions bénéficiaire reçues du CELIAPP	26 Amount deemed received on FHSA cessation Montant réputé reçu à la cessation du CELIAPP
28 Security for a loan Garantie pour un prêt	30 Income tax deducted Impôt sur le revenu retenu	32 RRSP transfers in Transferts reçus du REER	34 Spousal RRSP transfers in Transferts reçus du REER au profit du conjoint	36 Designated – RRSP/RRIF transfers out Montants Désignés – transferts vers le REER ou le FERR	38 Designated – withdrawals Montants Désignés – retraits

Recipient's name and address – Nom et adresse du particulier

Last name
Nom de famille

First name
Prénom

Initials
Initiales

Address
Adresse

12 Social insurance number
Numéro d'assurance sociale

14 FHSA contract number
Numéro de contrat du CELIAPP

16 FHSA identification number
Numéro d'identification du CELIAPP

60 Name of payer (issuer) of plan
Nom du payeur (émetteur) du régime

61 Payer (issuer's) account number
Numéro de compte du payeur (émetteur)

See the privacy notice on your return
Consultez l'avis de confidentialité dans votre déclaration

T4FHSA

RELEVÉ 32 RL-32 (2023-10)

Compte d'épargne libre d'impôt pour l'achat d'une première propriété (CELIAPP)

Année: _____ Code du relevé: _____ N° du dernier relevé transmis: _____

A- Montant imposable _____ B- Paiement au bénéficiaire après le décès _____ C- Garantie pour un prêt _____ D- Impôt du Québec retenu à la source _____ E- Montant donnant droit à une déduction _____

Instructions et explications relatives aux cases du relevé 32

S'il y a lieu, reportez les montants inscrits aux cases de ce relevé aux lignes correspondantes de votre déclaration de revenus.

A Montant imposable (ligne 154)
 B Paiement au bénéficiaire après le décès (ligne 154). Dans le cas d'une succession, consultez le *Guide de la déclaration de revenus des fiduciaires* (TP-646.G).
 C Garantie pour un prêt (ligne 154)
 D Impôt du Québec retenu à la source (ligne 451)
 E Montant donnant droit à une déduction (ligne 250)

Nom et adresse du titulaire ou du bénéficiaire _____

Nom et adresse de l'émetteur du CELIAPP _____

Numéro d'assurance sociale du particulier _____ Autre numéro d'identification _____

REVENU QUÉBEC Relevé officiel – Revenu Québec
Formulaire prescrit

Please note that Revenu Québec only issues tax slips in French. You can obtain a courtesy translation of the Relevé 32 [here](#).


15. Miscellaneous

15.1. Real Return Bonds (RRBs) in Non-Registered Accounts

If you hold this type of bond and require further information, please visit National Bank Financial – Wealth Management website here: nbfwm.ca

15.2. NR4 Slip (Federal) – Statement of Amounts Paid or Credited to Non-Residents of Canada

Non-residents of Canada will receive a NR4 stating the gross investment income, the tax withheld (if applicable), as well as withdrawals from registered accounts. Usually, the withholding tax will be considered a final tax and the non-resident should not be required to file a Canadian income tax return unless the non-resident is in a special situation.

 Canada Revenue Agency / Agence du revenu du Canada **NR4** Statement of Amounts Paid or Credited to Non-Residents of Canada / État des sommes payées ou créditées à des non-résidents du Canada

10 Year Année	11 Recipient code Code du bénéficiaire	12 Country code for tax purposes Codes de pays pour fins d'impôts	13 Payer or agent identification number Numéro d'identification du payeur ou de l'agent	14 Foreign or Canadian tax identification number Numéro d'identification étranger ou canadien aux fins de l'impôt	
15 Line Ligne	16 Income code Code de revenu	17 Currency code Code de devise	18 Gross income Revenu brut	19 Non-resident tax withheld Impôt des non-résidents retenu	20 Exemption code Code d'exemption
21 Line Ligne	22 Income code Code de revenu	23 Currency code Code de devise	24 Gross income Revenu brut	25 Non-resident tax withheld Impôt des non-résidents retenu	26 Exemption code Code d'exemption

Non-resident recipient's name and address – Nom et adresse du bénéficiaire non-résident

Individual's surname, first name and initial / Corporation, organization, association, trust, or institution name
Nom, prénom et initiale du particulier / Nom de la société, de l'organisme, de l'association, de la fiducie ou de l'établissement
Second individual's surname, first name and initial / Nom, prénom et initiale du deuxième particulier
Address / Adresse

1
2
3
4

Country code
Code pays

Name and address of payer or agent
Nom et adresse du payeur ou de l'agent

Non-resident account number
Numéro de compte non-résident

See the privacy notice after the codes on the next page.
Consultez l'avis de confidentialité qui suit les codes à page suivante.

NR4 (23)

Canada

In addition, non-residents of Canada holding units of a limited partnership (or units of a partnership) may also receive a T5013 slip. For more information on the T5013 slip, please refer to the relevant section above.

15.3. Stripped Coupons and Residual Bonds

Essentially, it is a bond with interest coupons which are separate from the principal. Each coupon can then be sold separately at a price representing the present value of the cash to be received. Both the residual bond and interest coupons that have been separated from the principal amount constitute debt obligations that, for tax purposes, are governed by the rules applicable and prescribed by regulation. Thus, "notional" interest must be included annually in the investor's income although no interest will be paid or received during the year.

In general, the amount of notional interest deemed to accrue each year is determined using the "actual annual return" calculation based on the purchase price and maturity value, and this interest is considered to be compounded annually. Once the "actual annual return" is determined, the following formula is applied for each year:

$$(\text{Purchase price plus interest from previous years}) \times \text{real interest rate} \times \text{number of days the warrant is held} \div \text{number of days in the year of sale} = \text{interest to be included in income}$$

The imputed interest accrued during each fiscal year is calculated based on the anniversary date of the issuance of the underlying bond. For example, if a stripped coupon or residual bond was purchased on February 1 of a year and the anniversary date of its issuance was June 30, notional interest would only need to be accrued for five months in the year of purchase. However, for each subsequent year, notional interest would have to be earned from the preceding July 1 to June 30 of the subsequent year.

- > Example: A residual bond of \$5,000 is acquired on February 2, 2018, for a price of \$3745. The anniversary date of the underlying bond is June 30. The bond will mature on June 30, 2023. Therefore, there is a real annual yield of 5.5%.

Actual Output 5.5%		Underlying Bond Anniversary Date	June 30	# of Days
		Date of Bond Acquisition	February 2, 2018	Held
YEAR	Basis for Interest Calculation	Notional Interest		DAYS
2018	\$3,745.00	\$84.05		149
2019	\$3,829.05	\$210.52		
2020	\$4,039.57	\$222.09		
2021	\$4,261.67	\$234.31		
2022	\$4,495.97	\$247.19		
2023	\$4,743.16	\$260.78		
		\$1,258.94		

15.4. Calculation of Gain (Loss) if Sold Before Maturity

Disposal of a stripped coupon prior to maturity will result in a capital gain or loss.

Let's take the previous example, but with the coupon sold on September 30, 20X0, for a sale price of \$4,400.

Interest Calculation		
Proceeds of Disposition		\$4,400.00
Adjusted Cost Base		
Initial Cost	\$3,745.00	
Initial Income 20X0	\$84.05	
Initial Income 20X1	\$210.60	
Initial Income 20X2	\$281.26 *	
*To Anniversary Date (June 30, 20X2)	\$222.18	
*July 1 to Sale Date (September 30, 20X2)	\$59.08	
		\$4,320.91
Gain (Loss)		\$79.09

Actual Output (5.5%)		Underlying Bond Anniversary Date		June 30	# of Days Held		
		Date of Bond Acquisition		February 2, 20X0			
YEAR		Basis for Interest Calculation		Notional Interest	DAYS		
20X0		\$3,745.00		\$84.05	149	February 2, 20X0	Buy
20X1		\$3,829.05		\$210.60	365		
20X2		\$4,039.65		\$222.18	365		
20X3 (July 1 to September 30)		\$4,261.83		\$59.08	92	September 30, 20X3	Sale
20X4		- \$		- \$	0		
20X5		- \$		- \$	0		
				<u>\$75.91</u>			

16. U.S. Tax Slips

16.1. Form 1042-S (Foreign Person's U.S. Source Income Subject to Withholding)

If you are not a U.S. citizen and you have received U.S. source income from an indirect account (i.e., a non-registered account for which the beneficiary is a limited partnership, an investment club or association that is not incorporated, a unique shareholder, a transferor trust, or a simple trust), you will receive Form 1042-S. This slip will show the income generated by your account, as well as withholdings remitted to the U.S. Internal Revenue Service (IRS).

RESP, TFSA and FHSA accounts are treated as individual accounts. Due to its QI (Qualified Intermediary) status, the Bank is therefore not obligated to produce individual 1042-S slips to RESP, TFSA and FHSA account holders who have had income from U.S. sources during the year. A joint statement will be sent to the IRS according to QI obligations (pooled reporting).

U.S. withholding tax may be charged on your Registered Retirement Savings Plan (RRSP), Registered Retirement Income Fund (RRIF), Life Income Fund (LIF), Locked-In Retirement Account (LIRA) and/or Locked-In Retirement Savings Plan (LRSP) if the account holder is a non-resident.

The Canada-U.S. tax treaty provides an exemption from withholding tax on U.S. source income earned in an RRSP, RRIF, LIF, LIRA and/or LRSP. However, paragraph 2(h) of Article XXIX A of this treaty specifies that if the holder of an RRSP, RRIF, LIF, LIRA and/or LRSP has been a non-resident of Canada for more than 5 years and is not a resident or citizen of the U.S., the registered accounts mentioned above are subject to withholding tax on U.S. source income under the terms of the tax treaty between the holder's current country of residence and the U.S.

Note that for Canadian tax purposes, these accounts remain registered and continue to be treated as Canadian trusts.

16.1.1. Rules for Publicly Traded Partnerships (PTPs) generating Effectively Connected Income (ECI) in the United States

Holding PTP units can result in the issue of several US tax slips. Thus, a PTP shareholder who is not a US citizen, or a US tax resident could receive a 1042-S for each type of passive income generated by the PTP. In addition, the new legislation, and regulations on PTPs that came into force on 1 January 2023 mean that when a PTP is disposed of (sales and transfers - change of ownership), 10% of the proceeds of disposal will be withheld by the broker. The 10% withholding applies regardless of whether there is an actual gain or loss.

A 1042-S will be issued to report the proceeds of disposition and the 10% withholding. A unitholder may wish to file a U.S. tax return to recover some or all of the withholding tax so that he or she is taxed only on the actual gain, if any. Note that in order to file a U.S. tax return, the holder must have a U.S. Individual Taxpayer Identification Number (ITIN). A unitholder will need to apply for a U.S. ITIN prior to or at the same time as their U.S. tax return.

Note: Each PTP generates a 1042-S slip. Example: 5 PTPs from 5 different companies can generate 5 1042-S slips.

Form **1042-S**

Foreign Person's U.S. Source Income Subject to Withholding

20XX

OMB No. 1545-0046

Department of the Treasury
Internal Revenue Service

Information about Form 1042-S and its separate instructions is at www.irs.gov/form1042.

Copy B
for Recipient

1 Income code

04

2 Gross income

357.58

3 Chap. 3:

AMENDED

4 Chap. 4:

PRO-RATA BASIS REPORTING

5 Withholding allowance

0.00

6 Net income

357.58

7 Federal tax withheld

0.00

Check if tax not deposited under escrow procedure

☐

8 Tax withheld by other agents

53.44

9 Tax assumed by withholding agent

53.44

10 Total withholding credit

53.44

11 Amount repaid to recipient

0.00

12a Withholding agent's EIN

00000000

12b Ch. 3 status code 12

00

12c Ch. 4 status code

00

14a Primary Withholding Agent's Name (if applicable)

NON-INC

13a Withholding agent's name

FIRMACTEKE BANQUE NATIONALE

14f Primary Withholding Agent's EIN

00000000

13b Withholding agent's Global Intermediary Identification Number (GIIN)

XXXXXXXXXX

15a Intermediary or flow-through entity's EIN, if any

00000000

15b Ch. 3 status code 10

0000

15c Ch. 4 status code

0000

13c Country code

CA

13d Foreign taxpayer identification number, if any

XXXX-XXXX-XXXX

16a Intermediary or flow-through entity's name

XXXX-XXXX-XXXX

16b Intermediary or flow-through entity's GIIN

XXXX-XXXX-XXXX

13e Address (number and street)

800, rue Saint-Jacques

16c Country code

CA

16d Foreign tax identification number, if any

XXXX-XXXX-XXXX

13f City or town, state or province, country, ZIP or foreign postal code

MONTREAL QC H3C 1A3

16e Address (number) and street

City or town, state or province, country, ZIP or foreign postal code

13g Recipient's U.S. TIN, if any

00000000

16f Recipient's foreign tax identification number, if any

XXXX-XXXX-XXXX

13h Ch. 3 status code 19

00

13i Ch. 4 status code

00

14a Recipient's name

XXXX-XXXX-XXXX

14b Recipient's country code

00

14c Address (number and street)

XXXX-XXXX-XXXX

19 Recipient's account number

XXXXXX

20 Recipient's date of birth

XXXXXX

14d City or town, state or province, country, ZIP or foreign postal code

XXXX-XXXX-XXXX

21 Payer's name

XXXX-XXXX-XXXX

22 Payer's TIN

XXXX-XXXX-XXXX

23 Payer's GIIN

XXXX-XXXX-XXXX

24 State income tax withheld

0.00

25 Payer's state tax no.

XXXXXX

26 Name of state

XXXXXX

For Privacy Act and Paperwork Reduction Act Notice, see instructions.

Cat. No. 11366R Form **1042-S** (20XX)

Date 20XX	Quantité	Description	Type d'entree	Debit du compte	Montant Taux com.	USD
VOTRE COMPTE CANADIEN						
XX-XXXX-X						
04.10	40	CREVISON CORP	DIV	44.64	0.9173	42.80
04.10	40	CREVISON CORP	WTR32	7.00	0.9173	6.42
04.10	47	JOHNSON & JOHNSON	DIV	35.84	0.9173	32.89
04.10	47	JOHNSON & JOHNSON	WTR32	5.37	0.9173	4.93
04.12	150	MICROSOFT CORP	DIV	45.59	0.9212	42.00
04.12	150	MICROSOFT CORP	WTR32	4.84	0.9212	4.50
09.09	47	JOHNSON & JOHNSON	DIV	34.23	0.9081	32.90
09.09	47	JOHNSON & JOHNSON	WTR32	5.43	0.9081	4.93
09.10	40	CREVISON CORP	DIV	44.99	0.9107	42.79
09.10	40	CREVISON CORP	WTR32	7.05	0.9107	6.42
09.11	150	MICROSOFT CORP	DIV	44.20	0.9090	42.00
09.11	150	MICROSOFT CORP	WTR32	6.93	0.9090	6.28
12.09	47	JOHNSON & JOHNSON	DIV	37.62	0.8745	32.90
12.09	47	JOHNSON & JOHNSON	WTR32	5.65	0.8745	4.94
12.10	40	CREVISON CORP	DIV	45.07	0.8722	42.80
12.10	40	CREVISON CORP	WTR32	7.36	0.8722	6.42
12.11	150	MICROSOFT CORP	DIV	53.58	0.8478	44.50
12.11	150	MICROSOFT CORP	WTR32	8.04	0.8478	6.98
TOTAL DES SLIPS						
Total du revenu brut à la case 2						357.58
Total du crédit retenu à la case 10						53.44

16.2. Form K-1 US Partnership Tax Returns (Partner's Share of Income, Deductions, Credits, etc.)

Another new feature with regard to the holding of PTPs is that a broker acting as nominee must transmit all the information necessary for the production of the K-1 US tax slip to the PTP or to the accounting firm hired by the PTP to issue these K-1 slips.

To this end, the broker is required by U.S. tax regulations to make a request to unitholders for their U.S. ITIN. The broker must keep proof of this request, even if the unitholder does not have a U.S. ITIN. It is therefore highly likely that a unitholder does not have a U.S. ITIN and should potentially make a request to the U.S. tax authorities.

The K-1 is a U.S. tax form used to complete a U.S. income tax return. Thus, holders of units in PTP or other tax-transparent US entities may receive a K-1 if certain criteria are met, such as the type of income generated. The K-1 is a U.S. tax form that shows the PTP's portion of income, gains, losses, deductions and credits as a partner.

As mentioned above, K-1 slips are issued by the PTP or the accounting firm hired by the PTP. Thus, a holder who requires an amended K-1 slip should contact directly the PTP or the accounting firm engaged by the PTP to issue the K-1.

Holders of these PTP units may be required to file a U.S. tax return. We strongly suggest that clients consult their tax advisor to review their obligations with respect to the K-1 tax form.

651123
OMB No. 1545-0123

Final K-1 Amended K-1

2023

**Schedule K-1
(Form 1065)**
Department of the Treasury
Internal Revenue Service

For calendar year 2023, or tax year beginning / / 2023 ending / /

Partner's Share of Income, Deductions, Credits, etc.
See separate instructions.

Part I Information About the Partnership		Part III Partner's Share of Current Year Income, Deductions, Credits, and Other Items																																															
A Partnership's employer identification number B Partnership's name, address, city, state, and ZIP code C IRS center where partnership filed return: D <input type="checkbox"/> Check if this is a publicly traded partnership (PTP) Part II Information About the Partner E Partner's SSN or TIN (Do not use TIN of a disregarded entity. See instructions.) F Name, address, city, state, and ZIP code for partner entered in E. See instructions. G <input type="checkbox"/> General partner or LLC member-manager <input type="checkbox"/> Limited partner or other LLC member H1 <input type="checkbox"/> Domestic partner <input type="checkbox"/> Foreign partner H2 <input type="checkbox"/> If this partner is a disregarded entity (DE), enter the partner's: TIN _____ Name _____ I1 What type of entity is this partner? I2 If this partner is a retirement plan (IRA/SEP/Keogh/etc.), check here <input type="checkbox"/> J Partner's share of profit, loss, and capital (see instructions): <table style="width: 100%; border-collapse: collapse;"> <thead> <tr> <th style="width: 40%;"></th> <th style="width: 10%; text-align: center;">Beginning</th> <th style="width: 10%; text-align: center;">Ending</th> <th style="width: 10%; text-align: center;">%</th> <th style="width: 10%; text-align: center;">%</th> </tr> </thead> <tbody> <tr> <td>Profit</td> <td></td> <td></td> <td></td> <td></td> </tr> <tr> <td>Loss</td> <td></td> <td></td> <td></td> <td></td> </tr> <tr> <td>Capital</td> <td></td> <td></td> <td></td> <td></td> </tr> </tbody> </table> Check if decrease is due to: <input type="checkbox"/> Sale or <input type="checkbox"/> Exchange of partnership interest. See instructions. K1 Partner's share of liabilities: <table style="width: 100%; border-collapse: collapse;"> <thead> <tr> <th style="width: 40%;"></th> <th style="width: 10%; text-align: center;">Beginning</th> <th style="width: 10%; text-align: center;">Ending</th> </tr> </thead> <tbody> <tr> <td>Nonrecourse</td> <td>\$</td> <td>\$</td> </tr> <tr> <td>Qualified nonrecourse financing</td> <td>\$</td> <td>\$</td> </tr> <tr> <td>Recourse</td> <td>\$</td> <td>\$</td> </tr> </tbody> </table> K2 Check this box if item K1 includes liability amounts from lower-tier partnerships <input type="checkbox"/> K3 Check if any of the above liability is subject to guarantees or other payment obligations by the partner. See instructions <input type="checkbox"/> L Partner's Capital Account Analysis <table style="width: 100%; border-collapse: collapse;"> <tbody> <tr><td>Beginning capital account</td><td>\$</td></tr> <tr><td>Capital contributed during the year</td><td>\$</td></tr> <tr><td>Current year net income (loss)</td><td>\$</td></tr> <tr><td>Other increase (decrease) (attach explanation)</td><td>\$</td></tr> <tr><td>Withdrawals and distributions</td><td>\$ ()</td></tr> <tr><td>Ending capital account</td><td>\$</td></tr> </tbody> </table> M Did the partner contribute property with a built-in gain (loss)? <input type="checkbox"/> Yes <input type="checkbox"/> No If "Yes," attach statement. See instructions. N Partner's Share of Net Unrecognized Section 704(c) Gain or (Loss) <table style="width: 100%; border-collapse: collapse;"> <tbody> <tr><td>Beginning</td><td>\$</td></tr> <tr><td>Ending</td><td>\$</td></tr> </tbody> </table>		Beginning	Ending	%	%	Profit					Loss					Capital						Beginning	Ending	Nonrecourse	\$	\$	Qualified nonrecourse financing	\$	\$	Recourse	\$	\$	Beginning capital account	\$	Capital contributed during the year	\$	Current year net income (loss)	\$	Other increase (decrease) (attach explanation)	\$	Withdrawals and distributions	\$ ()	Ending capital account	\$	Beginning	\$	Ending	\$	1 Ordinary business income (loss) 2 Net rental real estate income (loss) 3 Other net rental income (loss) 4a Guaranteed payments for services 4b Guaranteed payments for capital 4c Total guaranteed payments 5 Interest income 6a Ordinary dividends 6b Qualified dividends 6c Dividend equivalents 7 Royalties 8 Net short-term capital gain (loss) 9a Net long-term capital gain (loss) 9b Collectibles (28%) gain (loss) 9c Unrecaptured section 1250 gain 10 Net section 1231 gain (loss) 11 Other income (loss) 12 Section 179 deduction 13 Other deductions 14 Self-employment earnings (loss) 15 Credits 16 Schedule K-3 is attached if checked <input type="checkbox"/> 17 Alternative minimum tax (AMT) items 18 Tax-exempt income and nondeductible expenses 19 Distributions 20 Other information 21 Foreign taxes paid or accrued 22 <input type="checkbox"/> More than one activity for at-risk purposes* 23 <input type="checkbox"/> More than one activity for passive activity purposes* *See attached statement for additional information.
	Beginning	Ending	%	%																																													
Profit																																																	
Loss																																																	
Capital																																																	
	Beginning	Ending																																															
Nonrecourse	\$	\$																																															
Qualified nonrecourse financing	\$	\$																																															
Recourse	\$	\$																																															
Beginning capital account	\$																																																
Capital contributed during the year	\$																																																
Current year net income (loss)	\$																																																
Other increase (decrease) (attach explanation)	\$																																																
Withdrawals and distributions	\$ ()																																																
Ending capital account	\$																																																
Beginning	\$																																																
Ending	\$																																																

For IRS Use Only

For Paperwork Reduction Act Notice, see the Instructions for Form 1065. www.irs.gov/Form1065 Cat. No. 11394R Schedule K-1 (Form 1065) 2023

16.3. Form 1099 – DIV (Dividend and Distributions) and Form 1099-INT (Interest Income)

If you are a “documented” U.S. investor, whether residing in the United States or not, you will receive Form 1099-DIV and/or Form 1099-INT corresponding to your U.S. source dividend income and/or interest income, respectively, generated by your investments in your RESP, RDSP, TFSA and FHSA accounts.

If you are an “undocumented” U.S. investor, you will receive Form 1099-DIV and/or Form 1099-INT for U.S. source income from your non-registered accounts in addition to those from your RESP, RDSP, TFSA and FHSA accounts, as well as withholdings made and remitted to the US tax authority, the Internal Revenue Service (“IRS”).

In this context, “documented” refers to the supporting documents establishing U.S. residency and/or citizenship of the client which can be established by completing the IRS Form W-9.

IRS INVESTMENT INCOME SUMMARY - 20XX

RECIPIENT ID 0000000000

FIRST AND LAST NAME
ADDRESS
ADDRESS
ADDRESS

Date 2023	Quantity	Description	Entry Type	Account Currency	Amount Conv. Rate	US\$
YOUR CANADIAN ACCOUNT		XX-XXXX-X				
23.06.15	27,000	XXXX C36 5.059%-FR DDBMYY	INT	682.96	0.7640	521.78
INTEREST TOTALS						
Total interest income not included in box 3						521.78

PAYER's name, street address, city or town, province or state, country, ZIP or foreign postal code, and telephone no.		[X] CORRECTED (if checked)		Player's RTN (optional) OMB No. 1545-0112 Form 1099-INT (Rev. January 2002) For Calendar Year 20XX		Interest Income	
1 Interest income \$ 521.78		2 Early withdrawal penalty \$		3 Interest on U.S. Savings Bonds and Treas. obligations \$		Copy B For Recipient	
PAYER'S TIN XXXXXXXXXX		RECIPIENT'S TIN XXXXXXXXXX		4 Federal income tax withheld \$		5 Investment expenses \$	
RECIPIENT's name, Street address (including apt. no.), city or town, province or state, country, and ZIP or foreign postal code FIRST AND LAST NAME ADDRESS ADDRESS				6 Foreign Tax Paid \$		7 Foreign country or U.S. possession \$	
8 Tax-exempt interest \$				9 Specified private activity bond interest \$		This is important tax information and is being furnished to you by the Internal Revenue Service. If you are required to file a return, a negligence penalty or other sanction may be imposed on you if you do not report this income as taxable and the IRS determines that it has not been reported.	
10 Market discount \$				11 Bond premium \$		12 Bond premium on Treasury obligations \$	
13 Bond premium on tax-exempt bonds \$				14 Tax-exempt and tax credit bond CUSIP no.		15 State 16 State identification no. 17 State Tax Withholding	
Account number (see instructions)				FATCA filing requirement <input type="checkbox"/>		18 State Tax Withholding \$	
Form 1099-INT (Rev. 1-2002)		(keep for your records)		www.irs.gov/form1099int		Department of the Treasury - Internal Revenue Service	

Instructions for Recipient

The information provided may be different for covered and noncovered securities. For a description of covered securities, see the Instructions for Form 9949. For taxable covered security acquired at a premium, unless you notified the payer writing in accordance with Regulations section 1.6045-1(n)(5) that you did not want to amortize the premium under section 171, or for a tax-exempt covered security acquired at a premium, your payer must generally report either (1) a net amount of interest that reflects the offset of the amount of interest paid to you by the amount of premium amortization allocable to the payment(s), or (2) a gross amount for both the interest payment(s) and the amount of premium amortization allocable to the payment(s). If you did not notify your payer that you did not want to amortize the premium of a taxable covered security, then your payer will only report the gross amount of interest paid to you. For a noncovered security acquired at a premium, your payer is only required to report the gross amount of interest paid to you.

To report the gross amount of interest paid to you, **Recipient's taxpayer identification number (TIN).** For your protection, this form may show only the last four digits of your TIN (social security number (SSN), individual taxpayer identification number (ITIN), adoption taxpayer identification number (ATIN), or employer identification number (EIN)). However, the issuer has reported your complete TIN to the IRS.

FATCA filing requirement. If the FATCA filing requirement box is checked, the payer is reporting on this Form 1099 to satisfy its chapter 4 account reporting requirement. You also may have a filing requirement. See the Instructions to Form 9938.

Account Number. May show an account or other unique number the payer assigns to distinguish the account.

Box 1. Shows taxable interest paid to you during the calendar year by the payer. This does not include interest shown in box 3. May also show the total amount of the credits from clean renewable energy bonds, new clean renewable energy bonds, qualified energy conservation bonds, qualified zo academy bonds, quasi school construction bonds, and build America bonds that must be included in your interest income. These amounts were treated as paid to you during the calendar year ending on September 15, September 15, and December 15, respectively. For more information, see Form 9912. See the instructions above for a taxable covered security acquired at a premium.

Box 2. Shows interest or principal forfeited because of early withdrawal of time savings. You may deduct this amount to figure your adjusted gross income on your income tax return. See the instructions for Form 1040 to see where to take the deduction.

Box 3. Shows interest on U.S. Savings Bonds, Treasury bills, Treasury bonds, and Treasury notes. This may or may not be all taxable. See Pub. 550. This interest is exempt from state and local income taxes. This interest is not included in box 1. See the instructions above for a taxable covered security acquired at a premium.

Box 4. Shows backup withholding. Generally, a payer must backup withhold if you did not furnish your TIN or you did not furnish the correct TIN to the payer. See Form W-9. Include this amount on your income tax return as tax withheld.

Box 5. Any amount shown is your share of investment expenses of a single-class REMIC. This amount is included in box 1. **Note:** This amount is not deductible.

Box 6. Shows tax-exempt interest paid to you during the calendar year by the Payer. See how to report this amount in the instructions for Form 1040. This amount may be subject to backup withholding. See Box 4 above. See the

Box 9. Shows tax-exempt interest subject to the alternative minimum tax. This amount is included in box 9. See the instructions for Form 6251. See the instructions above for a tax-exempt covered security acquired at a premium.

Box 10. For a taxable or tax-exempt covered security, if you made an election to have the market discount allocated to the debt instrument, you notified your provider of the election in writing in accordance with Regulations section 1.6045-1(n)(5), shows the market discount that accrued on the debt instrument during the year held by you, unless it was reported on Form 1099-DDI. For a taxable or tax-exempt covered security acquired on or after January 1, 2015, accrued market discount will be reported on Form 1099-DDI, unless you notified your provider in writing in accordance with Regulations section 1.6045-1(n)(5) that you did not want to make a constant yield election for market discount under section 1276(b). Report the accrued market discount on your income tax return as directed in the instructions for Form 1041. For a taxable or tax-exempt security, the market discount is includible in taxable income as interest income.

Box 11. For a taxable covered security (other than a U.S. Treasury obligation), shows the amount of premium amortization allocable to the interest payments; unless you notified the payer in writing in accordance with Regulations section 1.6045-1(n)(5) that you did not want to amortize bond premium under section 171. If an amount is reported, the amount is the net amount of interest includable in income for the taxable year. If the net amount of interest includable in income on Form 1040 or 1041-SR with respect to the security, if an amount is not reported in this box for a taxable covered security acquired at a premium and the payer is reporting premium amortization, the payer has reported net amount of interest in box 1. If the amount in box 11 is greater than the amount of interest paid on the covered security, see Regulations section 1.171-2(a)(4).

(Continued on Copy 2.)

PAYER's name, street address, city or town, province or state, country, ZIP or foreign postal code, and telephone no.		PAYER's RTIN (optional)		OMB No. 1545-0112 Form 1099-INT (Rev. January 2022) <div style="text-align: right; font-weight: bold;">20XX</div>		Interest Income
1 Interest income \$ 521.78		2 Early withdrawal penalty		Copy 2		
3 Interest on U.S. Savings Bonds and Treas. obligations		4 Federal income tax withheld \$ 5 Investment expenses \$ 6 Foreign Tax Paid \$ 7 Foreign country or U.S. possession				
8 Tax-exempt interest \$ 9 Specified private activity bond interest \$ 10 Market discount \$ 11 Bond premium \$		12 Bond premium on Treasury obligations \$ 13 Bond Premium on tax-exempt bond \$ 14 Tax-exempt and tax credit bond CUSIP no. \$ 15 State \$ 16 State identification no. \$ 17 State Tax Withheld \$				
PAYER'S TIN		RECIPIENT'S TIN		To be filed with recipient's state income tax return, when required.		
XXXXXXXX		XXXXXXXX				
RECIPIENT's name, Street address (including apt. no.), city or town, province or state, country, and ZIP or foreign postal code FIRST AND LAST NAME ADDRESS ADDRESS						
Account number (see instructions) XXXXXXXX		FATCA filing requirement <input type="checkbox"/>		Form 1099-INT (Rev. 1-2022)		
www.irs.gov/form1099int		Department of the Treasury—Internal Revenue Service				

Instructions for Recipient (Continued)

Box 12. For a U.S. Treasury obligation that is a covered security, shows the amount of interest includible in income for Form 1040 or 1040-SR with respect to U.S. Treasury obligation. If an amount is not reported in this box for a U.S. Treasury obligation, the amount is not reported in the payer's return and the payer reporting premium amortization, the payer has reported a net amount of interest in box 3. If the amount in box 12 is greater than the amount of interest paid on the U.S. Treasury obligation, see Regulations section 1.171-2(a)(4).

Box 13. For a tax-exempt covered security, shows the amount of premium amortization allocable to the interest payment(s). If an amount is reported in this box, see Pub 550 to determine the net amount of tax-exempt interest reportable on Form 1040 or 1040-SR. If an amount is not reported in this box for tax-exempt covered security acquired at a premium, the payer has reported a net amount of interest in box 8 or 9, whichever is applicable. If the amount in box 13 is greater than the amount of interest paid on the tax-exempt covered security, the excess is a nondeductible loss. See Regulations section 1.171-2(a)(4)(ii).

the excess is a nondeductible loss. See Regulations section 1.171-2(a)(4)(ii).

Box 14. Shows CUSIP number(s) for tax-exempt bond(s) on which tax-exempt interest was paid, or tax credit bond(s) on which taxable interest was paid or tax credit was allowed, to you during the calendar year. If blank, no CUSIP number was issued for the bond(s).

Boxes 15-17. State tax withheld reporting boxes.

Nominees. If this form includes amounts belonging to another person(s), you are considered a nominee recipient. Complete a Form 1099-INT for each of the other owners showing the income allocable to each. File Copy A of the form with the IRS. Furnish Copy B to each owner. List yourself as the "payer" and the other owner(s) as the "recipient." File Form(s) 1099-INT with Form 1096 with the Internal Revenue Service Center for your area. On Form 1096 list yourself as the "filer." A spouse is not required to file a nominee return.

Free File Program. Go to www.irs.gov/FreeFile to see, if you qualify for no-cost online federal tax preparation, e-filing and direct deposit of payment options.

16.4. Form 1099-B (Proceeds from Broker and Barter Exchange Transactions)

If you are a “documented” U.S. investor residing in the United States, you will receive Form 1099-B reporting the dispositions of all securities from your RESP, RDSP, TFSA and FHSA accounts (e.g., U.S., Canadian, and other sources).

If you are an “undocumented” U.S. investor residing in the United States, you will receive Form 1099-B reporting the dispositions of all the securities from your non-registered accounts in addition to those from your RESP, RDSP, TFSA and FHSA accounts.

There is no Form 1099-B generated for U.S. investors not residing in the United States.

In this context, “documented” refers to the supporting documents establishing U.S. residency and/or citizenship of the client, which can be established by completing the IRS Form W-9.

You must use these tax slips to file your U.S. tax return (Form 1040).

IRS TRADING SUMMARY - 20XX												
RECIPIENT ID 000000000												
FIRST NAME SURNAME ADDRESS ADDRESS ADDRESS												
DATE	QUANTITY	SECURITY DESCRIPTION	PRICE	PROCEEDS (COSTS)	COMM	CONV RATE	PROCEEDS (COSTS) USD	COMM USD	UNCOVERED (Y/N)	WASH SALE USD	LONG/SHORT TERM (L/S)	LONG/SHORT TERM (L/S)
YOUR CANADIAN ACCOUNT X-XXXX-X												
11.14	250-	ALTER MNG CORP-NW	2.71	699.75		0.8826	538.17		Y	0.00		0.00
Total Proceeds							538.17					
11.14	128,972-	ML1 GRW OFF CL /W	27.398	3,533.57		0.8826	3,118.73		Y	0.00		0.00

1099B - Substitute Statement - 20XX Proceeds From Broker & Barter Exchange Transactions													
RECIPIENT ID 000000000													
PAYER'S FED. ID. No. 000000000													

Date Sold or Disposed (Box 1c)	CUSIP Number	Qty Sold	Proceeds (Box 1d)	Fed Inc Tax Withd (Box 4)	Description (Box 1a)	Date of Acq (Box 1b)	Cost or Other Basis (Box 1e)	Code (Box 1f)	Adjustments (Box 1g)	Loss Not Allowed (Box 7)	Uncovered Security (Box 5)	Basis Reported to IRS (Box 3)	Long/Short Term L/S (Box 2)
YOUR CANADIAN ACCOUNT X-XXXX-X													
02.18	122902G55	10,000	9,123.00		BDC CIBLE SI T/V 18FV14		0.00		0.00		Y		

Reported to IRS:

() Sales Price (X) Sales Price Less Commissions and Option Premiums

FAQ – Tax Slips and Miscellaneous

Q.1.: What is a 1042-S?

A.1.: 1042-S is a form produced by the U.S. Internal Revenue Service (IRS). It provides information on U.S. source income and withholdings associated with this income.

Q.2.: Why did I receive Form 1042-S?

A.2.: According to the information documented in your account, you are not considered a U.S. person, and U.S. source income has been paid to your account.

Q.3.: Why were there withholdings on my registered account when income paid into this account is not taxable?

A.3.: It is true that income is not taxed in a registered account for Canadian tax purposes. There are, however, withholdings on U.S. source income paid into a TFSA, RESP, or registered disability savings plan (RDSP). These are considered "non-registered vehicles," and, therefore, taxable by U.S. tax authorities. The withholdings associated with these accounts cannot be recovered through the Canadian foreign tax credit mechanism. Note that the treatment is different for RRSP/RRIF accounts; no withholding tax will be levied for these since the United States recognizes Canadian RRSPs and RRIFs as having non-taxable "registered plan" status. Thus, in accordance with the Tax Treaty between Canada and the United States, money or investments held in an RRSP/RRIF continue to grow tax-free as long as no amounts are withdrawn.

The withholding rate may differ according to the documentation that you provide at account opening, as well as your country of residence. The Tax Treaty between the United States and certain countries, including Canada, provides the right to a reduced withholding rate. To be eligible for the Treaty's preferential tax rate, you must provide documentation establishing your place of residence, i.e., the IRS Form "W-8BEN" or any other acceptable document. If you do not fill in the required documentation, the maximum withholding rate of 30% will be applied to all U.S. source income paid into your non-registered accounts, TFSAs, RESPs, and RDSPs. This withholding is remitted to the U.S. tax authorities and is, generally, considered a final tax. Therefore, you do not need to file a U.S. tax return (Form 1040NR or Form 1040) unless you need to file one for another reason, or if there is reason to believe that you will be able to recover a withheld amount from the U.S. tax authorities.

Q.4.: Do I have to file the Form 1042-S with my Canadian tax report?

A.4.: No, because it is a U.S. form.

Deduction for carrying charges and interest expenses

Carrying charges and interest expenses are deductible within certain limitations. Here is a brief summary of these:

A) Federal

As outlined by CRA on their website – [Line 22100](#)

Line 22100 – Carrying charges and interest expenses

Note: Line 22100 was Line 221 before tax year 2019.

Claim the following carrying charges and interest you paid to earn income from investments:

- > most interest you pay on money you borrowed for investment purposes, but generally only if you use it to try to earn investment income including interest and dividends. However, you cannot deduct these fees if the only income your investment can produce is capital gain.

B) ATTENTION: Quebec

The eligible investment expenses (e.g., interest expenses or carrying charges) are limited by the amount of your investment income. Note that, in the event you cannot claim your investment expenses in the current year, these can be carried over to reduce your net investment income earned in the previous three years or in any subsequent year (i.e., when you will earn investment income).

Please see the Revenu Québec website for further detail:

- > [Line 231](#)
- > [Line 260](#)

T1135 - GUIDE

1. Foreign Income Verification Statement

Foreign Properties Report

The Foreign Properties Report is a tool (available on request, for a fee) that will help you gather the necessary data to complete your personal tax return and, more specifically, if you need to complete Form T1135 – “Foreign Income Verification Statement,” issued by the Canada Revenue Agency (CRA). Please note that the *Foreign Properties* Report is not a form prescribed by the *Income Tax Act* (ITA). Therefore, it cannot replace the T1135 required by the CRA. This report contains data obtained from a number of sources we believe to be reliable. However, we cannot attest to the accuracy, quality, or the completeness of this information. Consequently, you (and/or your tax specialist) must analyze the content and determine what is relevant to properly complete Form T1135.

For information purposes only, you shall find hereinafter information on Form T1135 including a description of our *Foreign Properties* Report to help you complete Form T1135.

What is Form T1135 - "Foreign Income Verification Statement?"

Any taxpayer (individual, corporation, trust) who resides in Canada must complete and file Form T1135 if he held specified foreign property (see description below) whose "cost amount" (generally referring to the cost of acquisition of the property, according to ITA) at any time during the year, was greater than \$100,000 in Canadian currency. **At any time, this implies that even if some or all of these properties have been sold before the end of the year, they must be declared.**

This form, prescribed by the ITA, helps tax authorities ensure that Canadian taxpayers disclose revenues derived from their foreign property. Since 1998, this form must be completed and filed annually to avoid onerous penalties for non-filing. For any previous years, if you omitted filing Form T1135, it is recommended that you contact your accountant or tax advisor prior to taking any action.

Specified Foreign Property – CRA Website : [Questions and answers about Form T1135](#)

“Specified foreign property” is defined in Subsection 233.3(1) of the ITA. Generally speaking, it includes:

- > Funds, including intangible property (patents, copyrights, etc.) situated, deposited, or held outside Canada
- > foreign property that does not produce income such as land
- > tangible property situated outside Canada
- > a share of the capital stock of a non-resident corporation
- > a share of a corporation resident in Canada but held outside Canada
- > an interest in a non-resident trust that was acquired for consideration
- > an interest in a partnership that holds a specified foreign property unless that partnership is required to file Form T1135
- > a property that is convertible into, exchangeable for, or confers a right to acquire a property that is specified foreign property
- > a debt owed by a non-resident, including government or corporate bonds, debentures, mortgages, and notes receivable
- > an interest in a foreign insurance policy
- > precious metals, gold certificates, and futures contracts held outside Canada.

Please note: a building for personal use is not covered by the Form T1135 or listed personal property (such as works of art).

Summary table concerning shares of companies listed on a foreign stock exchange according to the type of holding account:

	T1135?
RRSP-TFSA-RESP	NO
Non Registered personal and Corporate account	YES If direct holding of a foreign security (including an ADR "American Deposit Receipt") For funds validate the legal aspect. Is the trust foreign (ex USA)?

"Specified foreign property" does not include personal use property, or shares of the capital stock of corporations not resident in Canada held in a registered account (RRSP, TFSA, RESP, etc.) or held in a Canadian mutual fund/corporation.

For further detail, please refer to the CRA's website.

- > [General Information](#)
- > [Questions and Answers about T1135 Form \(Q19-47\)](#)

2. Simplified Reporting Method

Taxpayers who hold "specified foreign property" whose total acquisition cost (i.e., all their specified foreign property) is less than \$250,000 throughout the year may disclose such property under a Simplified reporting method by identifying asset types only rather than providing the required details either for each asset or by account and country.

Part A: Simplified reporting method

For each type of property that applies to you, tick the appropriate box.

Type of property:

Funds held outside Canada	<input type="checkbox"/>
Shares of non-resident corporations (other than foreign affiliates)	<input type="checkbox"/>
Indebtedness owed by non-resident	<input type="checkbox"/>
Interests in non-resident trusts	<input type="checkbox"/>
Real property outside Canada (other than personal use and real estate used in an active business)	<input type="checkbox"/>
Other property outside Canada	<input type="checkbox"/>
Property held in an account with a Canadian registered securities dealer or a Canadian trust company	<input type="checkbox"/>

Country code:
 Select the top three countries based on the maximum cost amount of specified foreign property held during the year. Enter the country codes in the boxes below:

--	--	--

Gross income from all specified foreign property \$ _____

Gain(loss) from the disposition from all specified foreign property \$ _____

Privacy Act, personal information bank number CRA PPU 035

Your tax slips and our *Foreign Properties Reports* (see the section entitled "*Foreign Properties Report*") contain all the necessary information required to complete Form T1135 - Part A, referred to as the "Simplified reporting method."

3. Reminder of the Detailed Reporting Method

If you hold “specified foreign property” held through a registered securities dealer or a Canadian trust company, you have two options available regarding [Form T1135](#):

1- “Report by Account and by Country” — Category 7 of Form T1135.

This section applies only to foreign properties held with a Canadian registered securities dealer or a Canadian trust company. In this category, for each account held at a securities dealer or trust company, you must identify the aggregate amount by country and indicate:

- > the maximum fair market value during the year (which may be based on the maximum month-end fair market value)
- > the fair market value at the end of the year
- > the income (losses) generated by the asset, and
- > the gains (losses) resulting from disposition of the asset

7. Property held in an account with a Canadian registered securities dealer or a Canadian trust company					
Name of registered security dealer/Canadian trust company	Country code	Maximum fair market value during the year	Fair market value at year-end	Income	Gain (loss) on disposition
Total					

2- “Asset by Asset Report:” this section requests, for each of the specified foreign properties, the following information:

- > the name of the foreign corporation or foreign entity
- > the country to which the asset belongs
- > the maximum cost amount during the year
- > the cost amount at the end of the year
- > the gross income (losses) generated by the asset; and
- > the gain (losses) resulting from disposition of the asset.

Part B: Detailed reporting method**Categories of specified foreign property**

In each of the tables below, provide the required details of each specified foreign property held at any time during the particular tax year. If you need additional space, please attach a separate sheet of paper using the same format as the tables.

A taxpayer who held specified foreign property with a Canadian registered securities dealer or a Canadian trust company is permitted to report the aggregate amount, on a country-by-country basis, of all such property in Category 7, Property held in an account with a Canadian registered securities dealer or a Canadian trust company. See attached instructions for Category 7 for details as to how to report under this method.

1. Funds held outside Canada

Name of bank/other entity holding the funds	Country code	Maximum funds held during the year	Funds held at year-end	Gross income
Total				

2. Shares of non-resident corporations (other than foreign affiliates)

Name of corporation	Country code	Maximum cost amount during the year	Cost amount at year-end	Gross Income	Gain (loss) on disposition
Total					

3. Indebtedness owed by non-resident

Description of indebtedness	Country code	Maximum cost amount during the year	Cost amount at year-end	Gross Income	Gain (loss) on disposition
Total					

4. Interests in non-resident trusts

Name of Trust	Country code	Maximum cost amount during the year	Cost amount at year-end	Income received	Capital received	Gain (loss) on disposition
Total						

5. Real property outside Canada (other than personal use and real estate used in an active business)

Description of property	Country code	Maximum cost amount during the year	Cost amount at year-end	Gross income	Gain (loss) on disposition
Total					

6. Other property outside Canada

Description of property	Country code	Maximum cost amount during the year	Cost amount at year-end	Gross income	Gain (loss) on disposition
Total					

4. Other Relevant Information to Complete Form T1135

In the *Country codes* section in the "Instructions" portion of Form T1135, the CRA states that if there is uncertainty regarding the country code, "OTH" should be selected for "Other."

Excerpt from the CRA's Guide:

Country codes

For the list of country codes for tax purposes, see country codes or CRA publication T4061 of CRA entitled NR4 – Non-Resident Tax Withholding, Remitting and Reporting, Appendix A.

The country code for each category should identify the following:

- > Category 1 – the country where the funds are located;
- > Category 2 – the country of residence of the non-resident corporation;
- > Category 3 – the country of residence of the non-resident issuer;
- > Category 4 – the country of residence of the trust;
- > Category 5 – the country where property is located;
- > Category 6 – the country where property is located;
- > Category 7 – depending on the type of property, use the instructions above for categories 1 to 6.

If you are uncertain of the appropriate country code for a particular specified foreign property, select "OTH" for "Other."

5. The Client's Responsibility

It is your responsibility to adequately complete Form T1135. You can mandate an external expert to help you with the foregoing. National Bank of Canada, its subsidiaries, and their Advisors do not offer this service. For information purposes only, NBDB can provide certain information regarding your foreign securities held at NBDB, which should help you complete Form T1135.



You agree to release National Bank Financial Inc., its affiliates (including National Bank Direct Brokerage), employees, agents, representatives, officers and directors, even in the case of gross negligence or misconduct on the part of NBDB or the latter, from and against all liabilities, claims, losses and/or damages (including legal fees and expenses) and from all proceedings, claims or any other cause of action as to the accuracy of the information herein (as well as in the mentioned documents and statements) and the fiscal impacts resulting from their use.

Disclaimer – The information is provided with the understanding that National Bank Direct Brokerage is not herein engaged in rendering legal, accounting, tax or other professional advice. While we have made every attempt to ensure the information contained in this document is reliable, National Bank Direct Brokerage is not responsible for any errors or omissions, or for the results obtained from the use of this information. All information is provided "as is," with no guarantee of completeness, accuracy, timeliness or as to the outcome to be obtained from the use of this information, and is without warranty of any kind, express or implied. Prior to making any decision or taking any action, you should consult with an accounting, tax, legal or other professional advisor.

© 2024 National Bank of Canada. All rights reserved. Any reproduction in whole or in part is forbidden without prior consent from National Bank of Canada.

National Bank Direct Brokerage is a division of National Bank Financial Inc. (NBF), as well as a trademark owned by National Bank of Canada (NBC) that is used under license by NBF. NBF is a member of the Canadian Investment Regulatory Organization (CIRO) and the Canadian Investor Protection Fund (CIPF), and is a subsidiary of NBC, a public company listed on the Toronto Stock Exchange (TSX: NA).



**NATIONAL
BANK**

DIRECT BROKERAGE